



上海市英语教育教学研究基地

Shanghai Center for Research in English Language Education

《高中英语》（上外版）

1AU1 Moving Forward

主讲人：陈娅琴

Unit 1

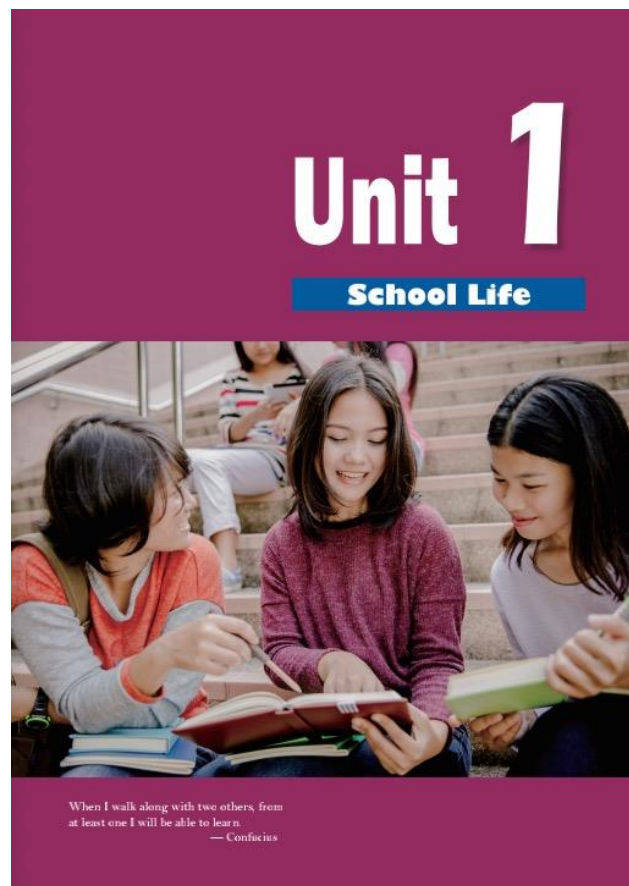
School Life



When I walk along with two others, from
at least one I will be able to learn.

《高中英语》（上外版）

必修第一册第一单元



课时	授课内容
1	Getting Started/ Reading A/ Vocabulary Focus
2	Reading A/ Vocabulary Focus
3	Reading A/ Grammar in Use
4	Listening and Viewing
5	Moving Forward
6	Reading B/ Culture Link/ Critical Thinking
7	Further Exploration/ Self-assessment



OBJECTIVES

By the end of this lesson, you will be able to...

- share your real-life impressions of the first week in senior high school through an interview.
以采访的形式，分享高中生活第一周的经历与感受；
- employ proper expressions, intonation and body language to show interest while communicating.
在口头表达中合理运用语言和肢体来表达兴趣；
- learn to write a topic sentence and construct a logically-organized paragraph about their first week experience.
学会书写段落主题句，并围绕开学第一周的经历与感受写一个语段。



Speaking: Interviewing newcomers

Situation:

The school English newspaper No.1 Senior High School Weekly is conducting **an interview** about students' experiences and feelings during their **first week** in No. 1 Senior High School.

you name it

school activities

you name it

your first week

school facilities

school subjects

people you meet at school

Brainstorm: the **Preparation** for an **Interview**

1. The topic

Q: What might be a suitable topic for this interview?

A: School activities, school facilities, people you meet at school, school subjects, etc.





Speaking: Interviewing newcomers

Situation:

The school English newspaper No.1 Senior High School Weekly is conducting **an interview** about students' experiences and feelings during their **first week** in No. 1 Senior High School.

Brainstorm: the **Preparation** for an **Interview**

2. The conduction

Q: What roles should we take in order to conduct an interview?

The reporter. The interviewees. The note-taker.





Speaking: Interviewing newcomers

Li Mei: Hi, I'm Li Mei from *No. 1 Senior High School Weekly*. Anything exciting about your new school life?

Zhang Yan: The school library is great!

Zhao Shan: Yes. I loved the place when I visited it for the first time.

Li Mei: Wow! What makes it so attractive?

Zhang Yan: The environment is quiet and comfortable. **facts**

Zhao Shan: There's a large collection of magazines and books. It also has modern facilities.

Li Mei: Amazing! Could you tell me more about your experiences at the library?

Zhao Shan: Sure. It only took me five minutes to borrow *Selected Stories of O. Henry*. The computer helped me to

experiences

quickly find the book because the self-service borrowing system was very convenient.

Zhang Yan: The library is decorated with plants, lovely desks and chairs, so I felt totally relaxed while studying or reading there. **feelings**

Li Mei: Yeah, a good place to go.



- What topic are they talking about?

The school library.

- How does the reporter start the interview?

By self-introduction and a direct question.

- What questions does the reporter ask?
- How do the interviewees answer the questions?



Speaking: Interviewing newcomers

Li Mei: Hi, I'm Li Mei from *No. 1 Senior High School Weekly*. Anything exciting about your new school life?

Zhang Yan: The school library is great!

Zhao Shan: Yes. I loved the place when I visited it for the first time.

Li Mei: Wow! What makes it so attractive?

Zhang Yan: The environment is quiet and comfortable.

Zhao Shan: There's a large collection of magazines and books. It also has modern facilities.

Li Mei: Amazing! Could you tell me more about your experiences at the library?

Zhao Shan: Sure. It only took me five minutes to borrow *Selected Stories of O. Henry*. The computer helped me to

quickly find the book because the self-service borrowing system was very convenient.

Zhang Yan: The library is decorated with plants, lovely desks and chairs, so I felt totally relaxed while studying or reading there.

Li Mei: Yeah, a good place to go.

From what can you tell that the speakers are interested in the topic?

Speaking Strategy

Showing interest with proper expressions

When we are interested in what other people say, we use actions and expressions to participate actively.

Actions include smiling, nodding and the like. Expressions are as follows:

Response: Uh-huh./Oh, I see./Yeah, that's true./ You are right.

Stronger response: Really?/Hmm, that's an excellent point!/Wow! That's amazing!/That's wonderful!/ You must be joking!



Speaking: Interviewing newcomers

Li Mei: Hi, I'm Li Mei from *No. 1 Senior High School Weekly*. Anything exciting about your new school life?

Zhang Yan: The school library is great!

Zhao Shan: Yes. I loved the place when I visited it for the first time.

Li Mei: Wow! What makes it so attractive?

Zhang Yan: The environment is quiet and comfortable.

Zhao Shan: There's a large collection of magazines and books. It also has modern facilities.

Li Mei: Amazing! Could you tell me more about your experiences at the library?

Zhao Shan: Sure. It only took me five minutes to borrow *Selected Stories of O. Henry*. The computer helped me to

quickly find the book because the self-service borrowing system was very convenient.

Zhang Yan: The library is decorated with plants, lovely desks and chairs, so I felt totally relaxed while studying or reading there.

Li Mei: Yeah, a good place to go.

How do you like the interview?

Checklist for Peer Assessment

- ☐ Did each member take their roles?
- ☐ Did they convey enough information on the topic?
- ☐ Did they employ different means to show interest?
- ☐ Did they demonstrate a complete interview?



Speaking: Interviewing newcomers

Topic Selection

school activities
school facilities
people you meet
school subjects
.....

Responsibility Division

a reporter
a note-taker
two interviewees

Interview Practice

5 minutes
“be interested”
exchange roles



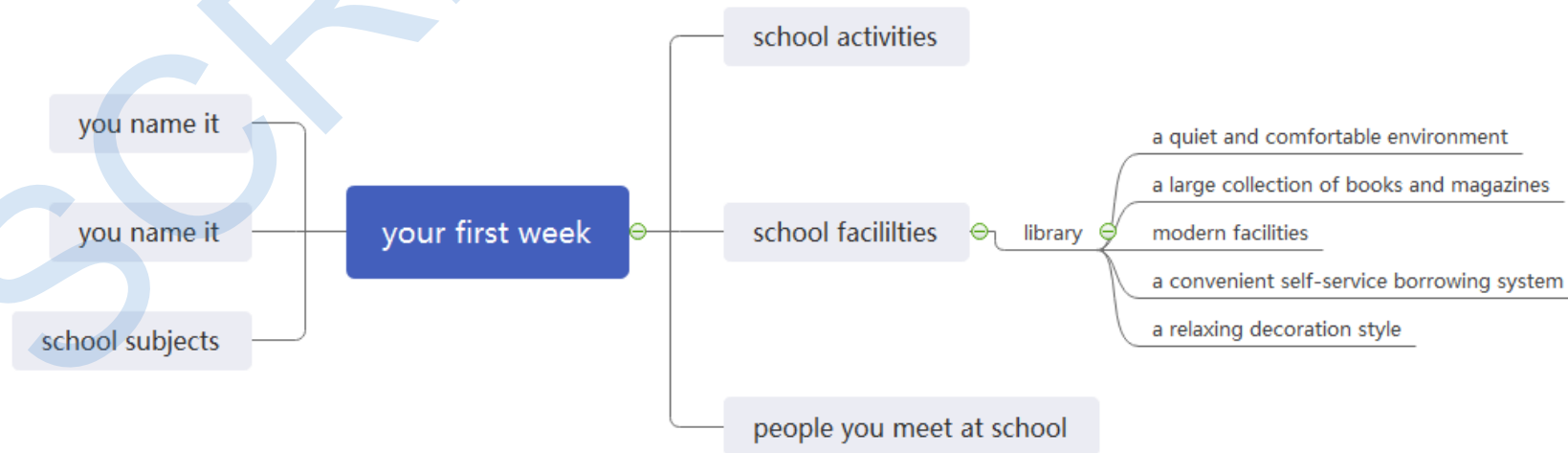
SHOW TIME

Get ready to comment the interview based on the **checklist**.

Checklist for Peer Assessment

- ☐ Did each member take their roles?
- ☐ Did they convey enough information on the topic?
- ☐ Did they employ different means to show interest?
- ☐ Did they demonstrate a complete interview?

Take down notes with the help of the **mind map**.





Writing: Describing the first experiences

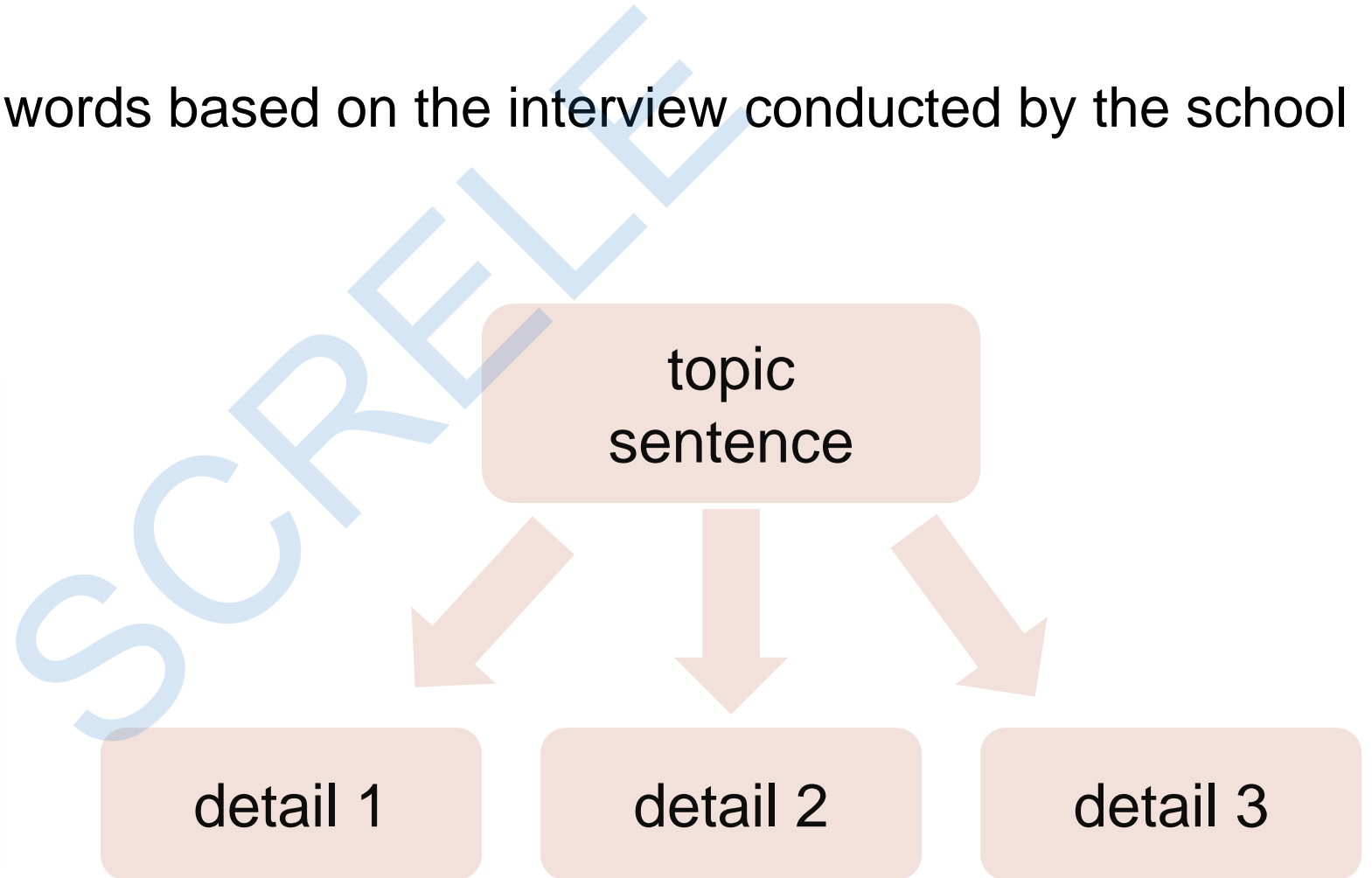
Situation:

Write a paragraph in 60-80 words based on the interview conducted by the school English newspaper.

Writing Strategy

Writing a topic sentence

A topic sentence gives readers an overview of what they are about to read. It usually appears at the beginning of a paragraph.





Writing: Describing the first experiences

Example

Step
1

Sort out the notes taken in the interview.

Zhang: The library is great.
Zhao: I loved the place when I visited it for the first time.
Zhang: The environment is quiet and comfortable.
...

Step
2

Come up with a topic sentence for the selected notes.

- a. The school library is a great place to visit.
- b. Zhang and Zhao loved the school library for several reasons.
- c. The environment of the school library is attractive to Zhang and Zhao.

Step
3

Combine the topic sentence and the selected notes into a paragraph.

Topic sentence
Zhang and Zhao loved the school library for several reasons.
Details
Zhang Yan said the library is decorated with plants. Zhao Shan remembered he borrowed Selected Stories of O. Henry within five minutes. The computer helped him quickly find the book because the self-service borrowing system was very convenient.



Writing: Describing the first experiences

Step
1

Sort out the notes taken in the interview.

Step
2

Come up with a topic sentence for the selected notes.

Step
3

Combine the topic sentence and the selected notes into a paragraph.

Your Version

Checklist for Self-Assessment

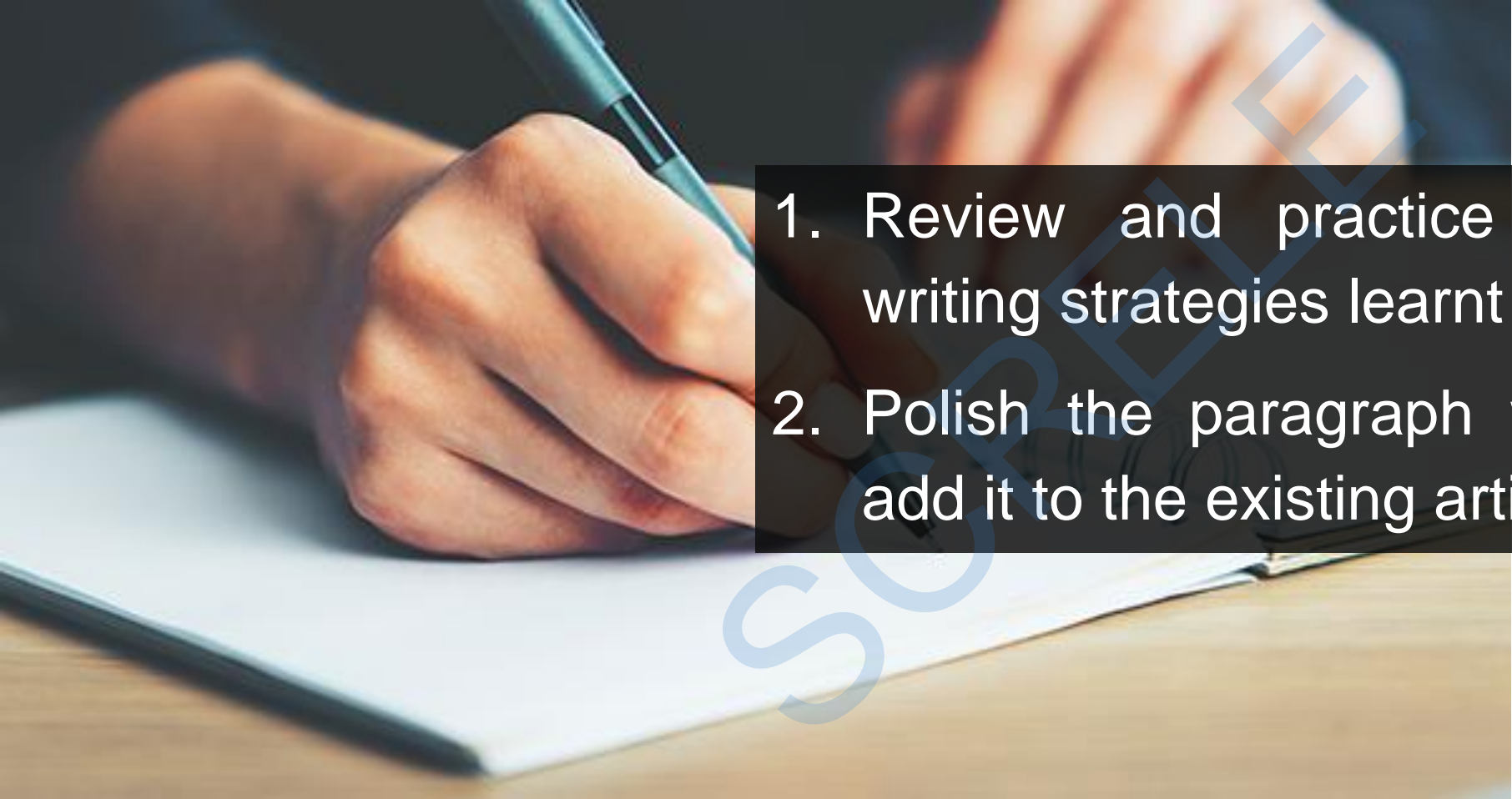
- ☐ Did I write a clear and strong topic sentence?
- ☐ Did I include proper details?
- ☐ Did I express my feelings clearly?
- ☐ Did I use proper tenses?

Topic Sentence

Details



ASSIGNMENTS

- 
- The background of the slide features a close-up photograph of a person's hand holding a dark pen, writing on a white notepad. The notepad is placed on a light-colored wooden desk. A large, semi-transparent watermark with the word 'SAMPLE' is oriented diagonally across the center of the image.
1. Review and practice the speaking and writing strategies learnt in class.
 2. Polish the paragraph written in class and add it to the existing article.

谢谢！

鸣 谢

教 学 指 导

束定芳 汤青

保 障 单 位

上海外语教育出版社
上海外国语大学