





上海市英语教育教学研究基地
Shanghai Center for Research in English Language Education

《高中英语》（上外版）

必修第三册第四单元第四课时
教学课例

主讲人：李琦微





《高中英语》（上外版）

必修第三册第四单元

//课时	授课内容
1	Getting Started/ Reading A/Vocabulary Focus
2	Reading A/ /Grammar in Use
3	Listening and Viewing
4	Moving Forward (Writing)
5	Moving Forward (Speaking)
6	Reading B/ Critical Thinking
7	Further Exploration/ Self-assessment

学习目标 Learning Objectives:

At the end of the lesson, you will be able to ...

1. 能辨识Reading A及Listening and Viewing 板块中，用于呈现对比的表达，进一步了解它们的使用方式。

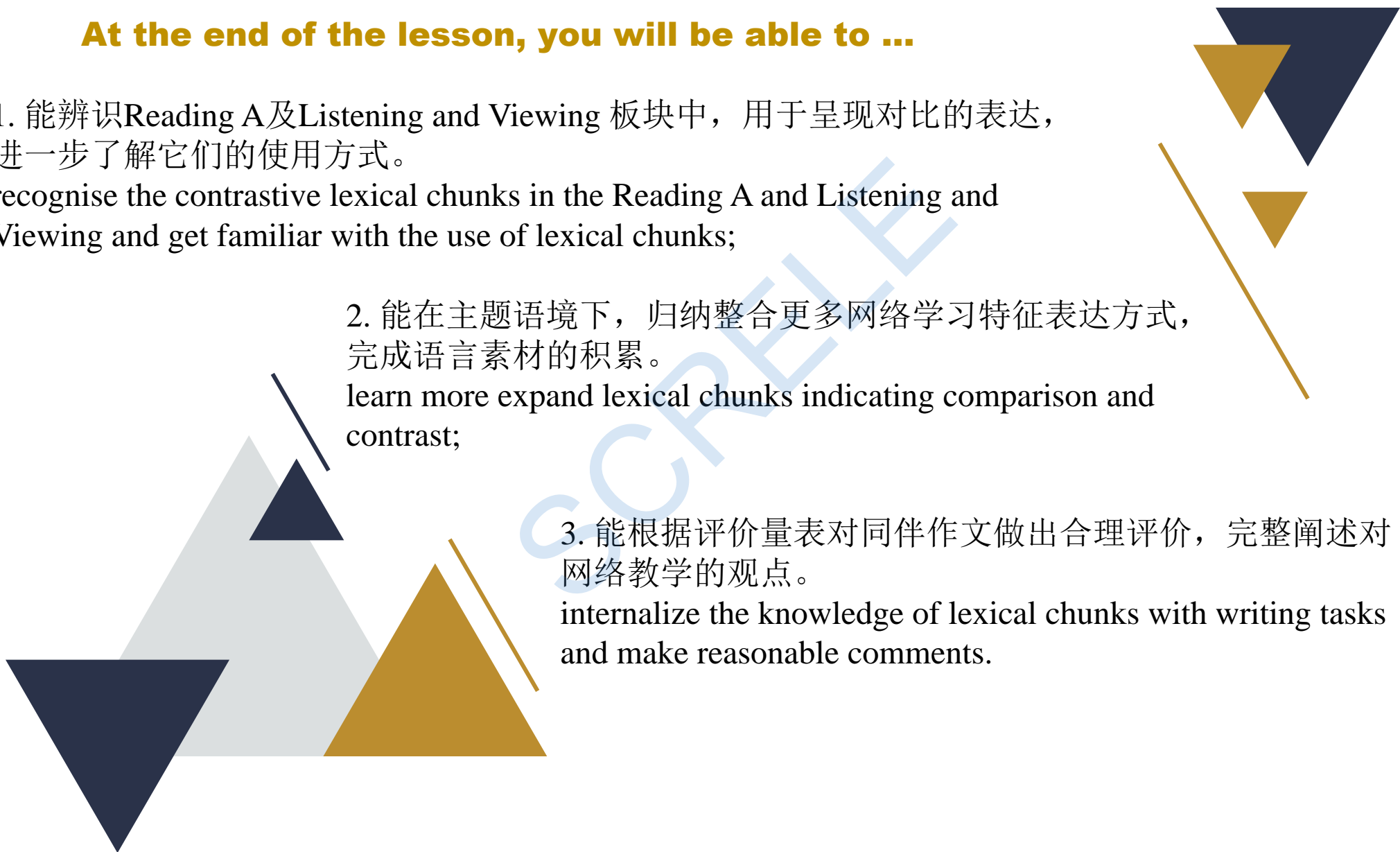
recognise the contrastive lexical chunks in the Reading A and Listening and Viewing and get familiar with the use of lexical chunks;

2. 能在主题语境下，归纳整合更多网络学习特征表达方式，完成语言素材的积累。

learn more expand lexical chunks indicating comparison and contrast;

3. 能根据评价量表对同伴作文做出合理评价，完整阐述对网络教学的观点。

internalize the knowledge of lexical chunks with writing tasks and make reasonable comments.

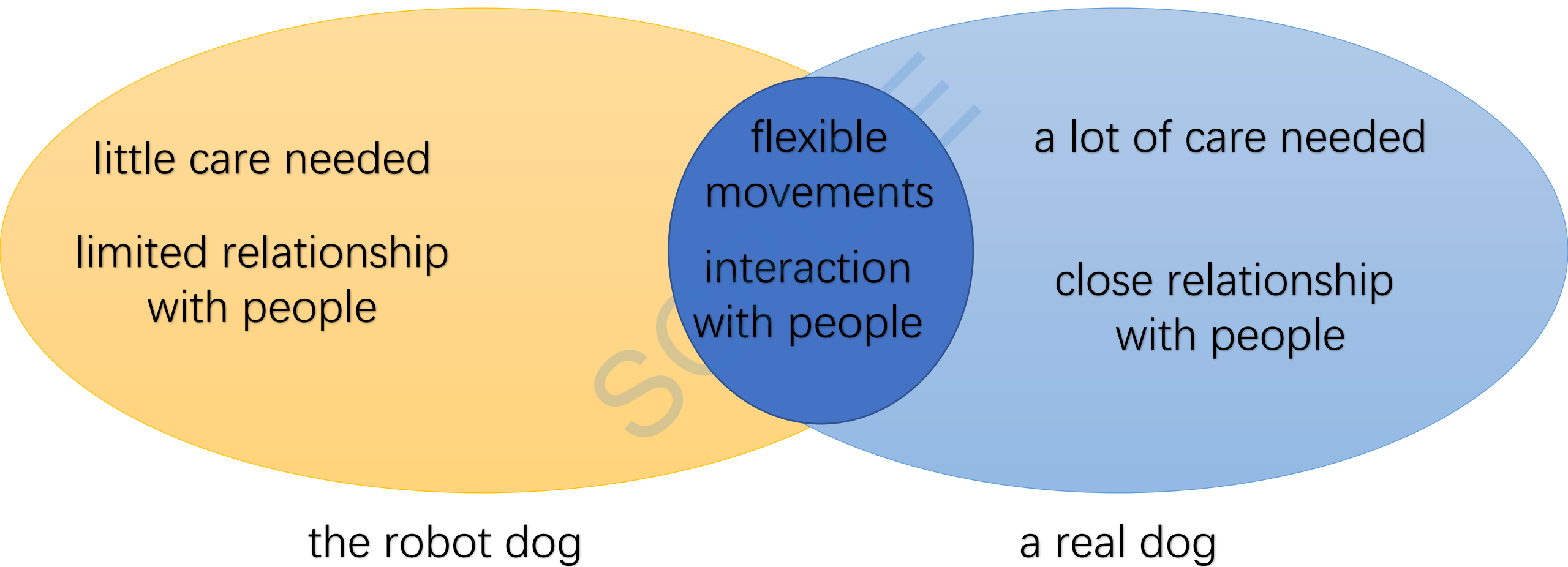


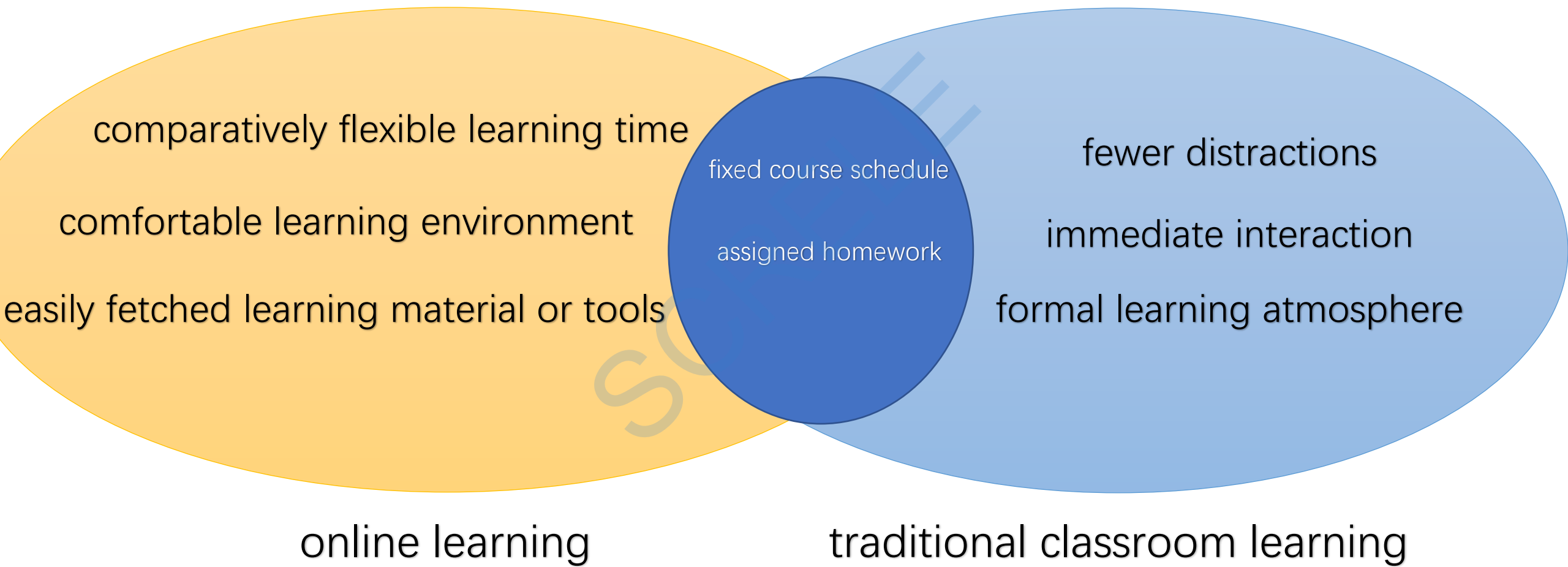
Moving forward 2





**find contrastive lexical chunks
such as also, however, likewise, etc**





Expressions for reference

Comparison (similarities)

...is similar to ...

... also ...

Both ...

Likewise, ...

share ... in common

Another similarity is ...

Contrast (differences)

In contrast to ...

Unlike ...


However, ...

While ...


...is different from ...

Another difference is ...

Sentence writing



Paragraph writing



Complete the assessment table



- ☑ logical and integrated opinions stated in the essay
- ☑ using contrastive lexical chunks to show similarities and differences
- ☑ coherence between lines throughout the whole essay
- ☑ appropriate wording and correct grammar

Homework

- 1. Write a complete essay based on the sentences made in class.
- 2. Prepare another topic for further discussion in the next lesson.