

# 《高中英语》（上外版）

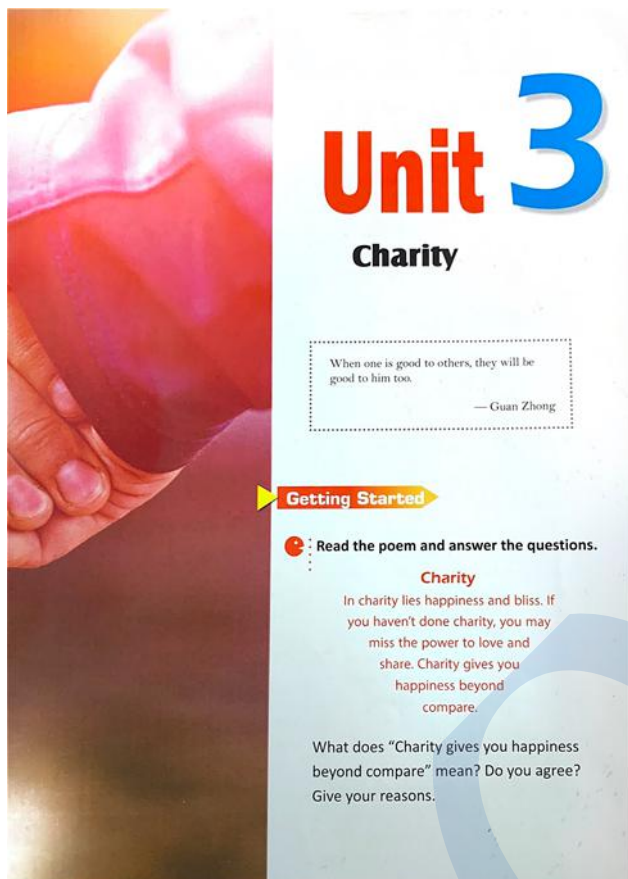
选择性必修第二册第三单元

## Charity

授课教师：汤晓燕

# 《高中英语》（上外版）

## 选择性必修第二册第三单元



课时	授课内容
1	Getting Started/ Reading A
1	Reading A/ Vocabulary Focus
1	Reading A/ Grammar in Use
1.5	Listening, Viewing and Speaking
1	Reading B
0.5	Critical Thinking
1	Writing
1	Further Exploration/ Self-assessment

# 学习目标 **Learning Objectives:**

**At the end of the lesson, you will be able to ...**

1. 依据所给信息预测所听内容并作出合理选择

Predict based on the given information and make reasonable choices.

2. 获取音视频报告大意、记下相关要点并尝试概括

Grasp the main idea of the audio report, take relevant notes, and try to summarize it.

3. 通过视频多模态资源获取关键信息

Catch the key information conveyed by the setting and the characters' body language in the video.

4. 设计一个创意慈善项目并完成提案

Suggest a creative charity event and make a detailed proposal.

5. 深层理解慈善的意义并积极参与其中

Better understand the point of charity work and take an active part.

# Recall: what do you know about charity behaviors?

A

What motivates people to give to charity?  
What do they usually do?

B

Can you describe some charity activities  
you see in your daily life?

# Listening: listen to the clip and get its main idea


- A. Volunteering activities aimed at helping teenagers.
- B. Charitable activities started by teenagers.
- C. Foundations that help those who have trouble affording tuition fees.
- D. Non-profit organizations helping homeless people.

## Question 1

What is the key part of the A-D choices?

## Question 2

What is the report mainly about?





# Listening: listen to the clip again and fill in the blanks

Name: Jonas  
Organisation: (1) \_\_\_\_\_  
Motivation: Jonas was inspired by his experience of seeing not only  
(2) \_\_\_\_\_ but also (3) \_\_\_\_\_ in need.  
Service: (4) \_\_\_\_\_ young people to make a difference through  
their volunteer commitment of providing (5) \_\_\_\_\_  
youth and their families with basic necessities.

## Question 1

What kinds of information do we need to fill in the blanks?

Name: Annie  
Organisation: (6) \_\_\_\_\_  
Motivation: She discovered there were many kids in (7) \_\_\_\_\_  
situations who had to leave their homes with very few of their  
own (8) \_\_\_\_\_.  
Service: Creating and (9) \_\_\_\_\_ fabric care bags filled with  
(10) \_\_\_\_\_ and comforting items for needy children from  
babies to 18-year-olds.

## Question 2

Could you summarize the report with the help of the key information?

# Recall the first encounter with “charity” and describe it



## Question 1

Did you know about charity as a child?

## Question 2

How did you learn about charity for the first time?

---

**Share with us!**

# Watch the first part of the video clip



*Pay attention to the characters' relationship, the clothing and the setting while watching*



● 1. How does the mother introduce the concept of charity to her kids?



● 2. What will this video probably be about?



# Watch the second part of the video clip



*Pay attention to what the kids and the mother do and how they feel while watching*

**Directions: fill in each blank with one word to complete the summary.**

Teaching kids about charity is not easy. The mother in this video clip managed to do this by speaking in simple terms that the kids 1\_\_\_\_\_, letting them be part of the 2\_\_\_\_\_ process, asking them who they would like to 3\_\_\_\_\_ and how they can 4\_\_\_\_\_, and of course, making it 5\_\_\_\_\_.



● 1. What are they doing and how do they feel?



● 2. Why is it difficult to teach kids about charity?



● 3. How does the mother understand charity?

# Watch the last part of the video clip



***Sharing is powerful!***

understand the quote on Page 35

*"When one is good to others,  
they will be good to him too."*

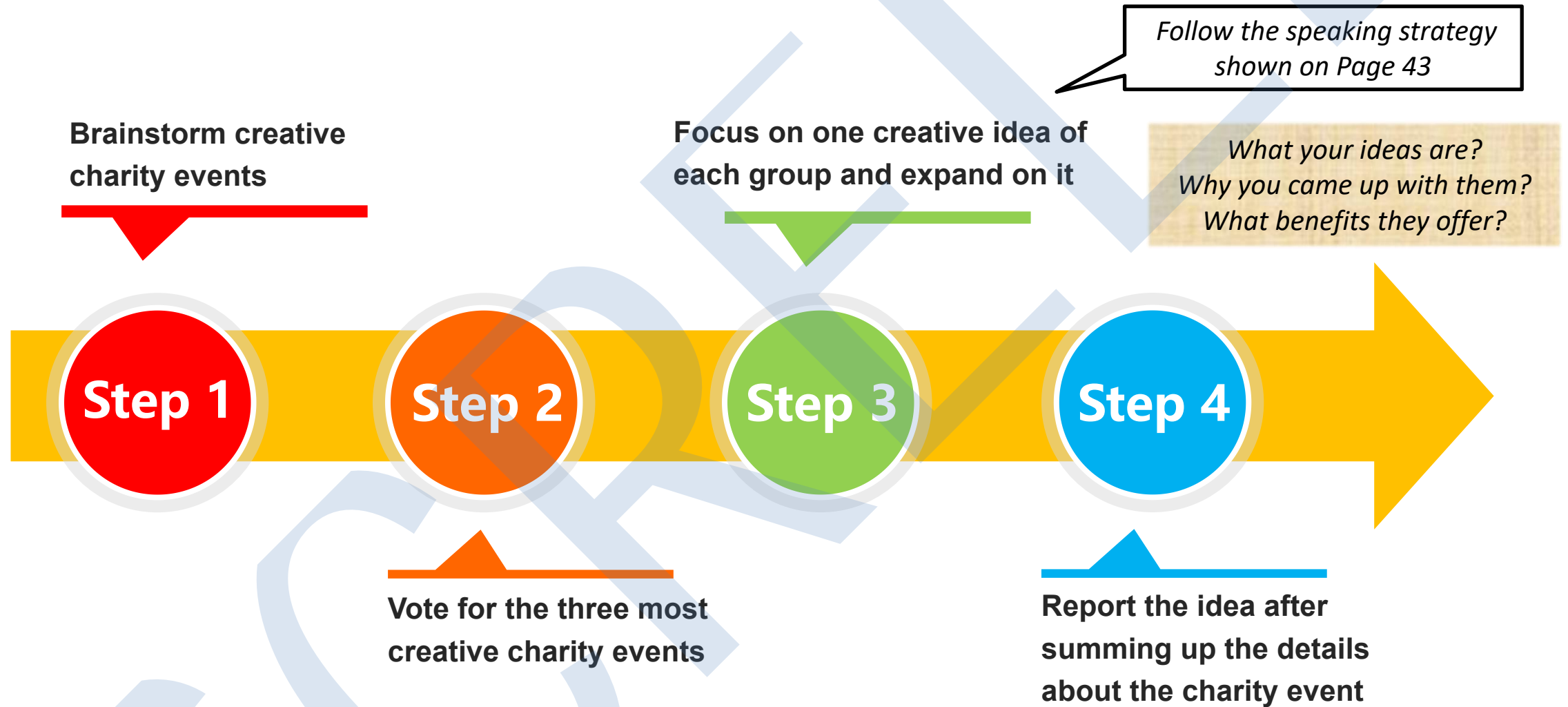


● 1. Why does the mother get the whole community together?



● 2. What is important when teaching children to become good citizens?

# Suggest a creative charity event and prepare a proposal.



# Assignments

01

01

1. Write an outline for the creative charitable activities you come up with.

02

02

2. Make a video presentation about the report of this creative charity event.

Thank you!