



In this unit, we are going to

- ▶ describe the feelings of survivors of natural disasters and learn some survival tips;
- ▶ appreciate humanity and human dignity shown in disastrous circumstances;
- ▶ create a personal emergency plan in case of natural disasters;
- ▶ "map" our notes while listening, and write an expository essay.

50

# 《高中英语》（上外版）

选择性必修第二册第四单元第四课时

Disaster Survival

授课教师：周兰 李吴文

# 《高中英语》（上外版）

## 选择性必修第二册第四单元

课时	授课内容
1	Getting Started/ Reading A
1	Reading A/ Vocabulary Focus
1	Reading A/ Grammar in Use
1.5	Listening, Viewing and Speaking
1	Reading B
0.5	Critical Thinking
1	Writing
1	Further Exploration/ Self-assessment



# 学习目标 **Learning Objectives:**

**At the end of the lesson, you will be able to ...**

1. 能理解听力和视频语篇的大意，获取其中的重要信息；  
get the main idea of the listening and viewing materials, and gain the key information;
2. 能掌握mapping的视听技能，获取和梳理信息完成视听任务；  
grasp the mapping skill to complete listening and viewing tasks;
3. 能完成调查研究和采访任务，发现学生对自然灾害的了解程度；  
complete a survey and an interview to find out how prepared classmates are during natural disasters;
4. 能提升自然灾害中的自我保护和自救意识。  
raise the awareness of self-protection in natural disasters.



# Brainstorming


When you think of a typhoon, what words come to mind?

Adjectives	<i>shocked, frightened, nervous, injured, destructive...</i>
Verbs	<i>sweep, hit, strike, damage, destroy, kill...</i>
Nouns	<i>death, injury, wound, impact, alert, protection...</i>




# Getting started

## Typhoon Mangkhut Struck Southern China (News Report)



### Disaster File

*In September 2018, Typhoon Mangkhut, a super typhoon, swept across several countries including China and the Philippines, causing several deaths and tremendous economic damage.*



# Listening

## 1. What places did Typhoon Mangkhut strike in southern China?

Southern China



- *Guangdong Province*
- *Hong Kong*
- *Macau*

## 2. What aspects does the news report mainly focus on?



# Listening

## 2. What aspects does the news report mainly focus on?



Typhoon  
Mangkhut

Measures taken before  
the typhoon

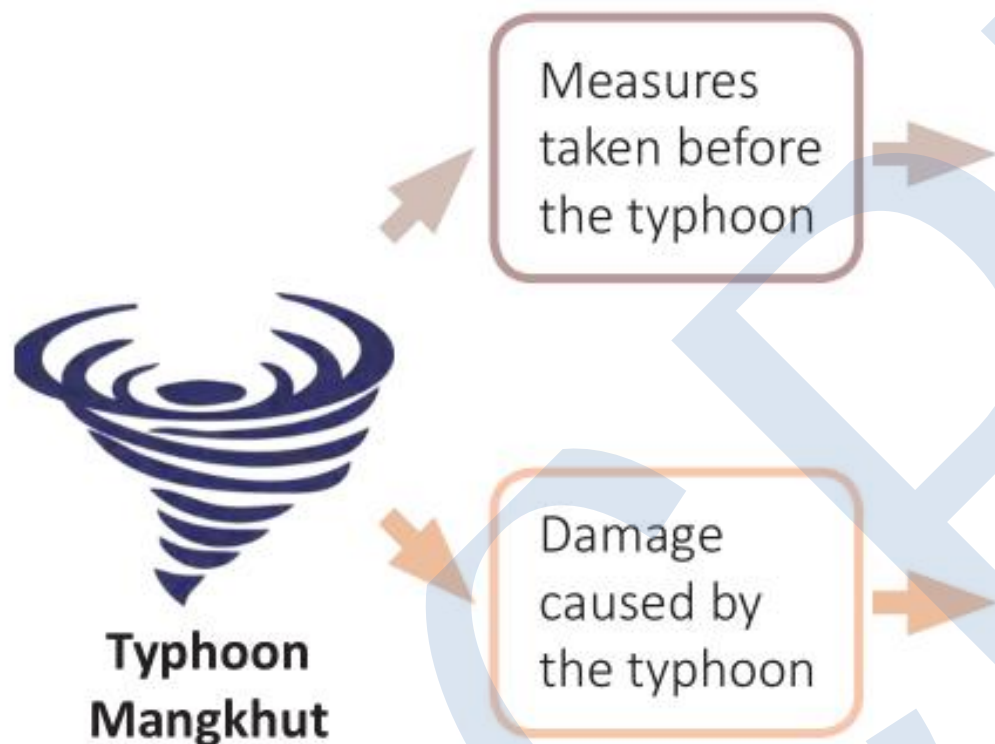
1. *be on high alert*
2. *2 million, evacuate*
3. *50,000 boats, called up*

Damage caused by the  
typhoon

1. *crumble, rip off, sway, smash*
2. *be waist high*
3. *strand, become rivers*
4. *close*

# Listening

III. Listen again and complete the diagram.



## Listening Strategy

## Note taking: mapping

- a. People had been warned of heavy rain and winds.
- b. More than (1) two million residents in Guangdong province had been moved to safety. *had been*
- c. Fishing boats (2) called back to port.
- d. The winds caused the skyscrapers to sway and the windows were (3) smashed.
- e. The water in some areas was up to (4) people's waists.
- f. Cars were stranded as roads (5) became rivers.



# News reporting

---

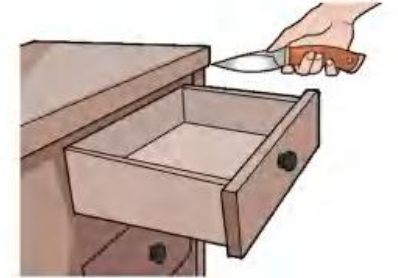
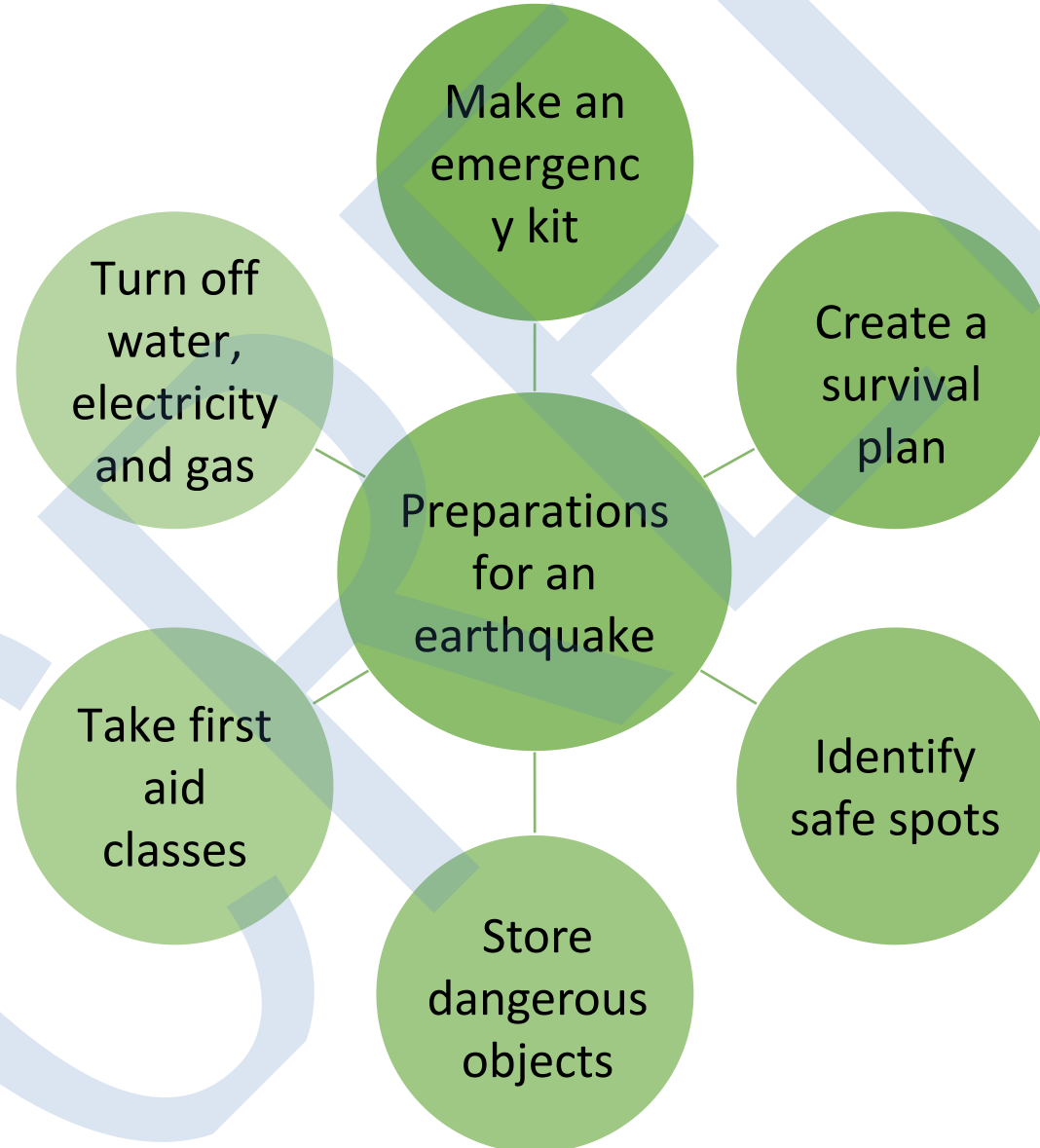
**Make a news announcement about Typhoon Mangkhut based on the notes you have taken.**

*Typhoon Mangkhut struck southern China, including Guangdong Province, Hong Kong and Macau. People took several measures before it hit. On high alert, two million residents were evacuated and 50,000 fishing boats were called back to port. However, it still caused damage with scaffolding ripped off, windows smashed and skyscrapers swaying. Meanwhile, cars were stranded and resorts were closed.*



# Warming-up

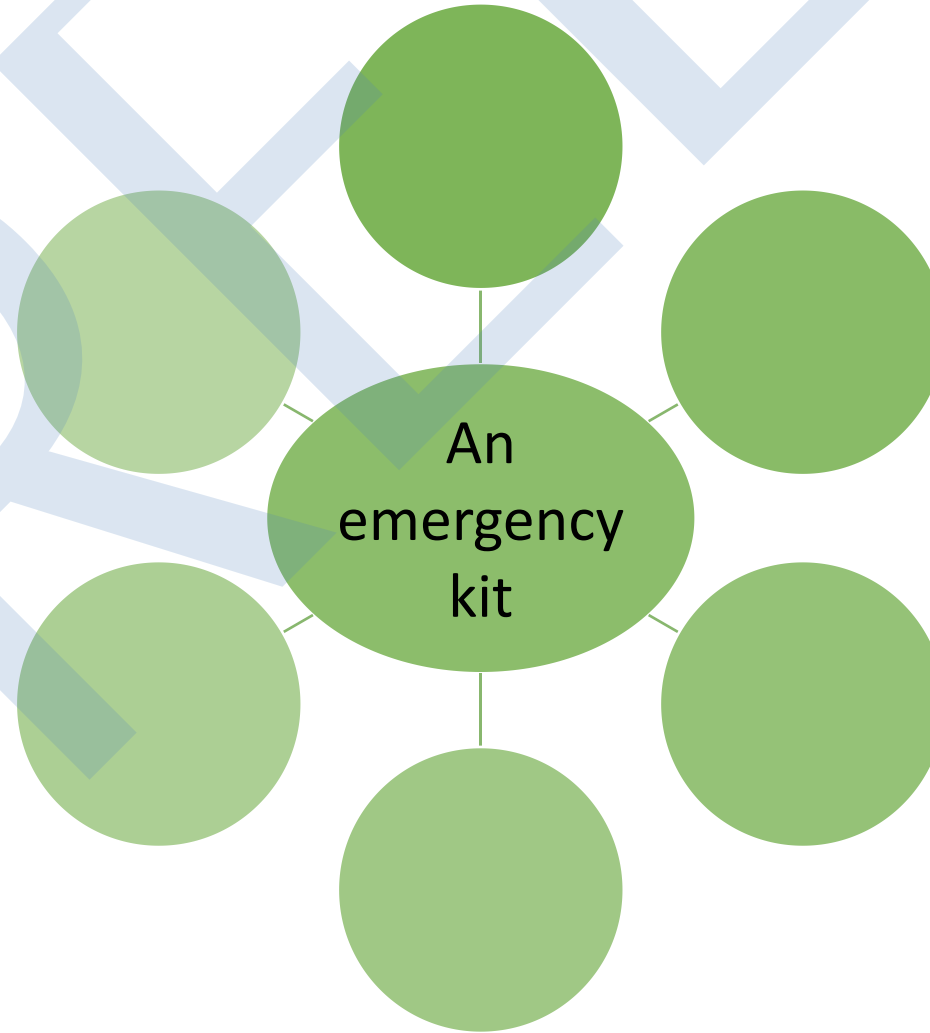

When an earthquake strikes how can you prepare for it?



# Viewing

## How to Survive an Earthquake (Vodcast)

What is needed in the emergency kit before an earthquake hits?



# Viewing

What is needed in the emergency kit before an earthquake hits?



A hard hat

Sturdy shoes

A fire extinguisher

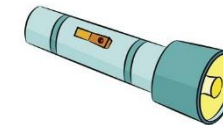


An emergency kit

A helmet

Work gloves

A flashlight





# Viewing

1. How many steps are mentioned in the video?

*8 steps.*

2. What steps are taken during and after the earthquake?



## Before the earthquake

- A safe place
- Sturdy shoes
- A fire extinguisher
- A flashlight
- Work gloves
- A helmet
- A hard hat

## During the earthquake

- Step 1
  - Step 2
  - Step 3
  - Step 4
- Dos
- Don'ts

## After the earthquake

- Step 5
  - Step 6
  - Step 7
  - Step 8
- Dos
- Don'ts

# Viewing

## III. Watch again and complete the table with one word for each blank.

	Dos	Don'ts
During the earthquake (Step1-4)	<ul style="list-style-type: none"><li>● (1) <u>Extinguish</u> all flames and cigarettes.</li><li>● (2) <u>Drop</u> <u>to</u> your knees and curl up.</li><li>● Ease off the accelerator and come to a stop slowly when driving.</li></ul>	<ul style="list-style-type: none"><li>● Get close to walls and trees.</li><li>● (3) <u>Stand</u> <u>next</u> <u>to</u> buildings.</li><li>● (4) <u>Get</u> <u>out</u> <u>of</u> the car until the shaking stops.</li></ul>
After the earthquake (Step5-8)	<ul style="list-style-type: none"><li>● Put on sturdy shoes before you (5) <u>move</u> <u>around</u>.</li><li>● (6) <u>Exit</u> the building or car.</li><li>● Use a flashlight to check for broken pipes.</li></ul>	<ul style="list-style-type: none"><li>● Light matches, a lighter or your (7) <u>stove</u>.</li><li>● Open closet doors roughly because (8) <u>contents</u> may have shifted.</li></ul>

# Speaking

Conduct a survey about your classmates' awareness of self-protection methods in a typhoon.



# Speaking

Work in pairs and discuss what questions you want to ask.

## Questions

*When does a typhoon strike your hometown every year?*

*What are possible measures to be taken before a typhoon?*

*What damage does it cause?*

*What actions should be avoided?*

...





# Speaking

Conduct an interview about your classmates' awareness of self-protection methods in a typhoon by asking at least three classmates.

Questions	Classmate 1	Classmate 2	Classmate 3

# Speaking

## Tips

You can refer to the useful expressions listed below.

### Useful Expressions

#### Interviewer

Excuse me, can you do me a favour and ...?

I'm sorry to interrupt you, but may I ask you ...?

What would you do if ... happened?

What are the possible ways to ...?

#### Interviewee

In case of ..., don't panic.

Try to minimise injuries by ...

In time of danger, it is important for us to ...

When an emergency occurs, we need to ...

# Speaking

## EXAMPLE

Linda (L) is the interviewer and Tina (T) is the interviewee.

L: Excuse me, ... Currently we're carrying out a survey about ...

May I ask you some questions?

T: OK. It's my pleasure. Go ahead.

L: When does a typhoon ...?

T: Well, I think...


...



# Assignments

---

1. Prepare for the presentation of your survey report.
2. Finish the exercises of listening and viewing on Page 59-62 in the workbook.





# Interactive Activity

---

Prepare to make the presentation of the findings of the survey about your classmates' self-protection awareness in natural disasters.



Thank you !