




上海市英语教育教学研究基地
Shanghai Center for Research in English Language Education



《高中英语》（上外版）

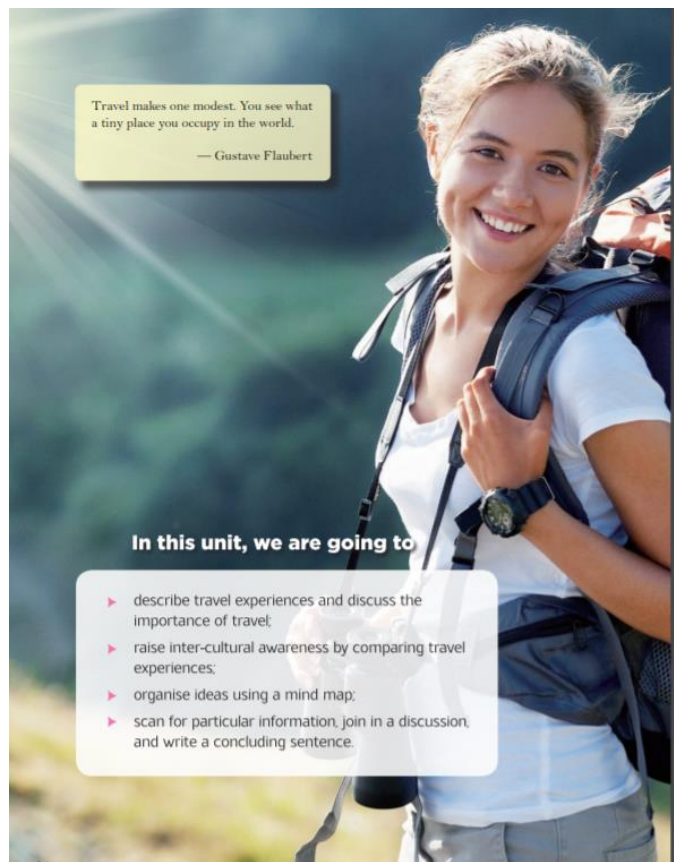
必修第一册第三单元第一课时
教学课例

授课教师：陆艳艳

《高中英语》（上外版）

必修第一册第三单元

课时	授课内容
1	Getting Started/ Reading A
2	Reading A/ Vocabulary Focus
3	Reading A/ Grammar in Use
4	Listening and Viewing
5	Moving Forward
6	Reading B/ Culture Link/ Critical Thinking
7	Further Exploration/ Self-assessment



第1课时 Reading

A Roman Holiday (I)

课时学习目标:

- 能通过阅读课文，扫读Eleanor在罗马旅游的特定信息，理解语篇大意；
- understand the main idea of the text and scan specific information;
- 能通过梳理Eleanor在罗马的所见和所感，把握游记框架，并在语境中理解核心词汇的意义；
- grasp the structure of a travelogue by analyzing what Eleanor did and felt in Rome and understand some words and phrases related to travel;
- 能通过绘制思维导图，概括Eleanor在罗马的经历。
- retell Eleanor's travel experience in Rome with the help of the mind map.



Period 1
Reading A

A Roman Holiday

1A Unit 3

Travel

What do you know about Rome?

A large yellow oval containing the word "Rome" in bold black text. The oval is centered on the slide. A large, light blue, semi-transparent watermark with the word "SCRELE" is oriented diagonally across the slide, passing behind the oval.

Rome



the Coliseum **relic**



the Roman Forum **relic**



Vatican City



ceiling

the Sistine Chapel



the Spanish Steps



the Mouth of Truth

sculpture



the Trevi Fountain



tourist attractions





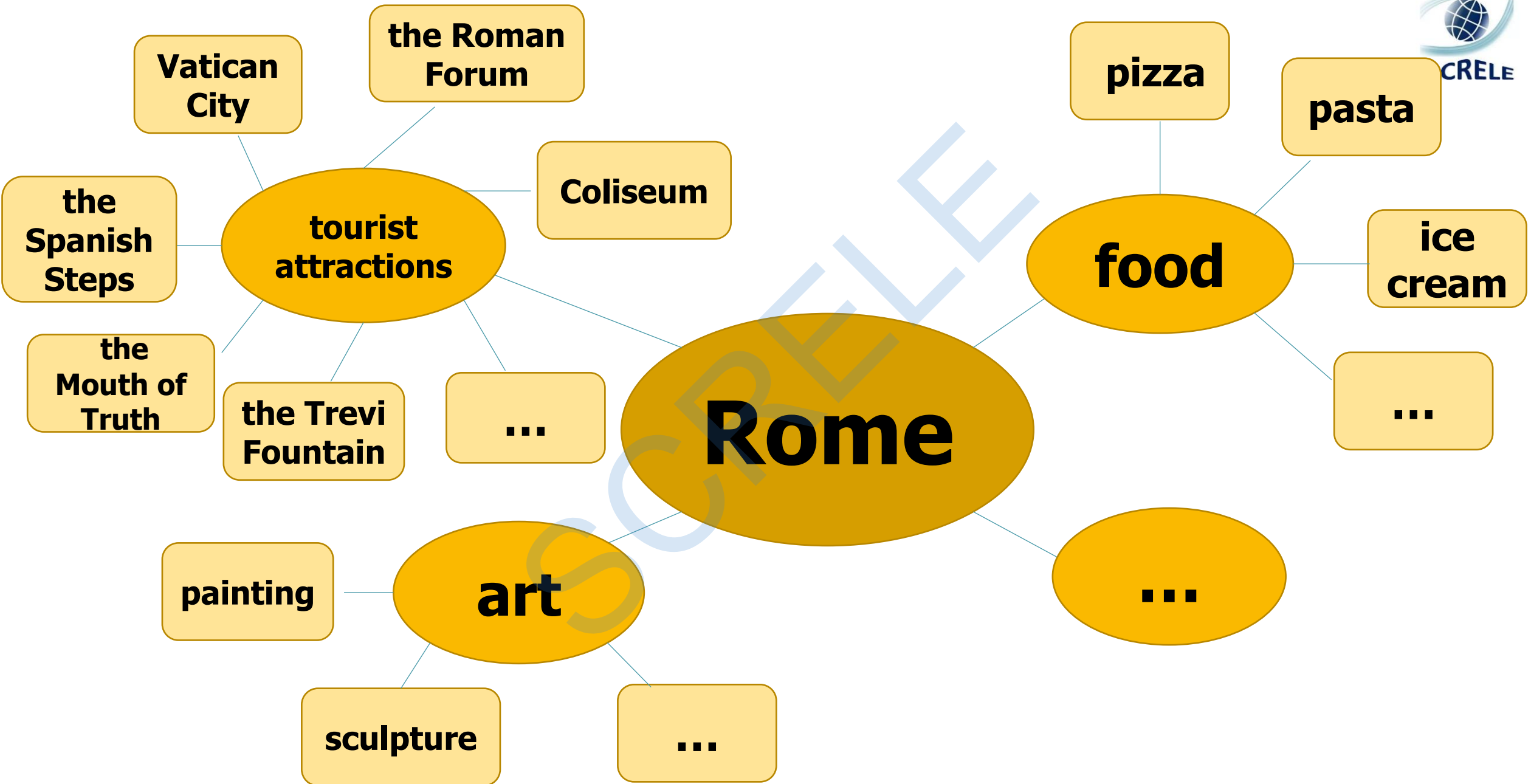
bacon



onion



pasta



Travel makes one modest. You see what
a tiny place you occupy in the world.

— Gustave Flaubert

In this unit, we are going to

- ▶ describe travel experiences and discuss the importance of travel;
- ▶ raise inter-cultural awareness by comparing travel experiences;
- ▶ organise ideas using a mind map;
- ▶ scan for particular information, join in a discussion, and write a concluding sentence.

Eleanor

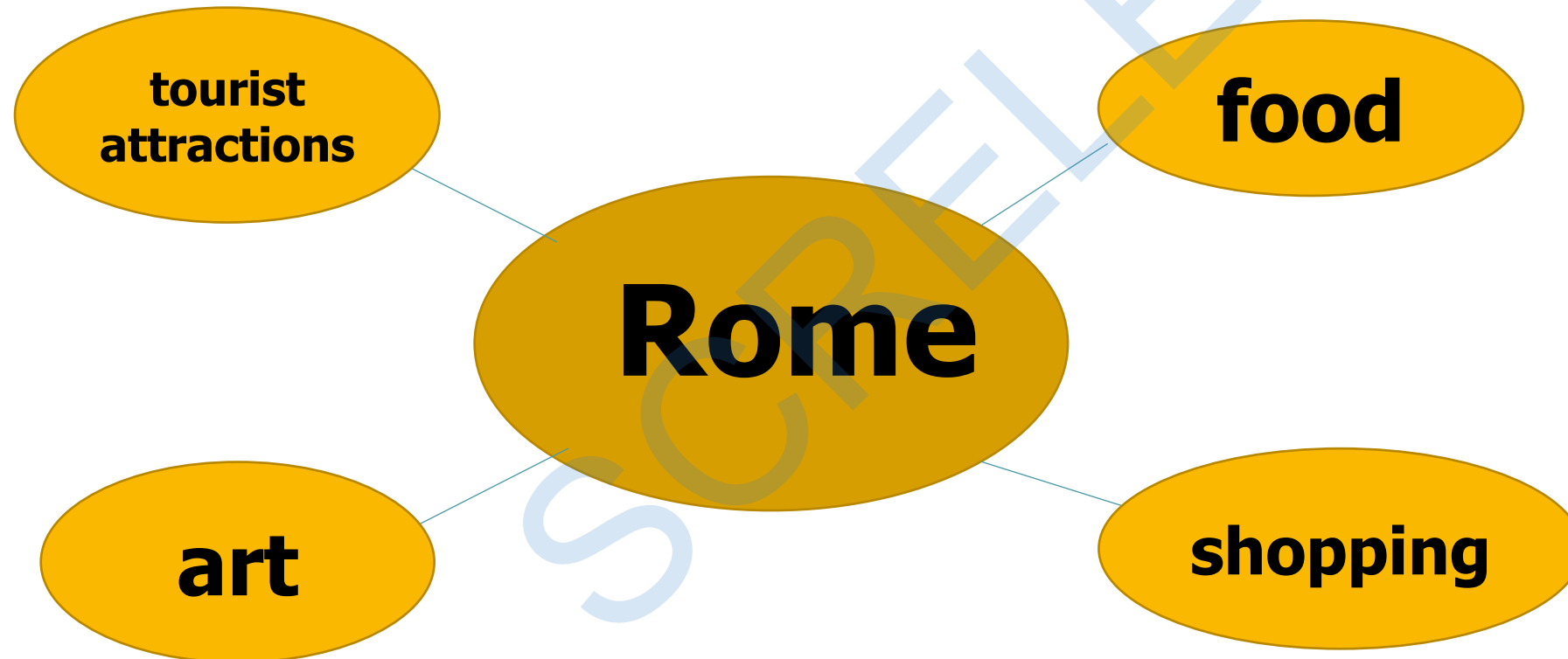
Task for this lesson:

Work in pairs to figure out Eleanor's travel plan and retell her experience.

Time	Activities	Feelings
Day 1	visited the Coliseum...	feel fascinated, can't believe...
Day 2		
Day 3		

Skimming

Skim the text and find out how many aspects of Rome are mentioned in the text.



Scanning

Tick (✓) the things Eleanor did in Rome.



A. walking along the banks of the River Tiber



B. visiting the Roman Forum and the Coliseum



C. visiting Vatican City



D. visiting the Spanish Steps



E. going shopping in a Christmas market



F. popping her hands into the Mouth of Truth



G. tasting some popular meals



H. throwing a coin into the Trevi Fountain

Scanning

Q1: Which relics did Eleanor visit?

the Roman Forum : the centre of public and **political life**

the Coliseum: the largest **outdoor theatre**

the **ruins of build**

outdoor → **o**

**connected with the
state, government or
public affairs**

Q2:How did the wr

Fascinating.

Q3: Which relic in Rome do
fascinating? Why?



A work of art such as a painting, film/movie, book, etc. that is an excellent, or the best example of the artist's work

What Eleanor experienced in Rome:

art/
masterpiece

sculpture
the Sistine
(paintings)

food

pasta

ice cream

hot chocolate

luxury stores

shopping

shops in one

Christmas






***Read the last Para.
and think:***

**Why does Eleanor
love visiting
capital cities?**

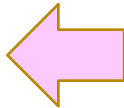
Further understanding

List the things Eleanor loved about Rome.

**Eleanor
loved
Rome.**




Rome is an ancient city full of relics.



In Rome, tourists can see **masterpieces of Renaissance in real life.**



There's a large offering of food for tourists.



Rome has a variety of shops, fit for shopping.

Pair work:

Work in pairs to figure out Eleanor's travel plan and retell her experience.

Task 1

Time	Activities	Feelings
<i>Day 1</i>	visited the Coliseum...	feel fascinated, can't believe...
<i>Day 2</i>		
<i>Day 3</i>		

Task 2

You may begin with :

Eleanor visited Rome last week. She visited many tourist attractions and walked along streets lit with decorations. She stayed in Rome for three days. On the first day,...



***The world is a
book, but people
who do not
travel read only
one page!***

Assignments

1. Read the text twice.
2. Circle the new words and expressions learned in this class and finish the vocabulary exercise on the worksheet.
3. Draw a mind map, summarize the text orally with the expressions learned in this class, upload the recording to DingTalk.



A scenic view of a Parisian river, likely the Seine, at dusk. The river flows from the foreground towards the background, reflecting the warm light of the setting sun. On the left bank, a row of historic buildings with many windows is visible. On the right bank, a large, ornate building with a prominent tower and a statue on its facade stands behind a line of trees. A bridge is visible in the distance. A large, semi-transparent "SCRELE" watermark is overlaid diagonally across the center of the image.

Thank you!