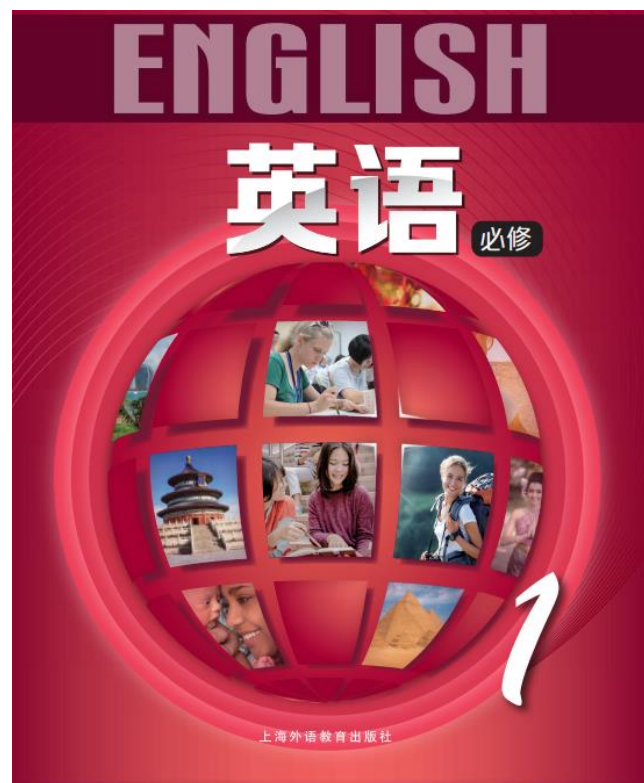




上海市英语教育教学研究基地  
Shanghai Center for Research in English Language Education



# 《高中英语》（上外版）

必修第一册第三单元

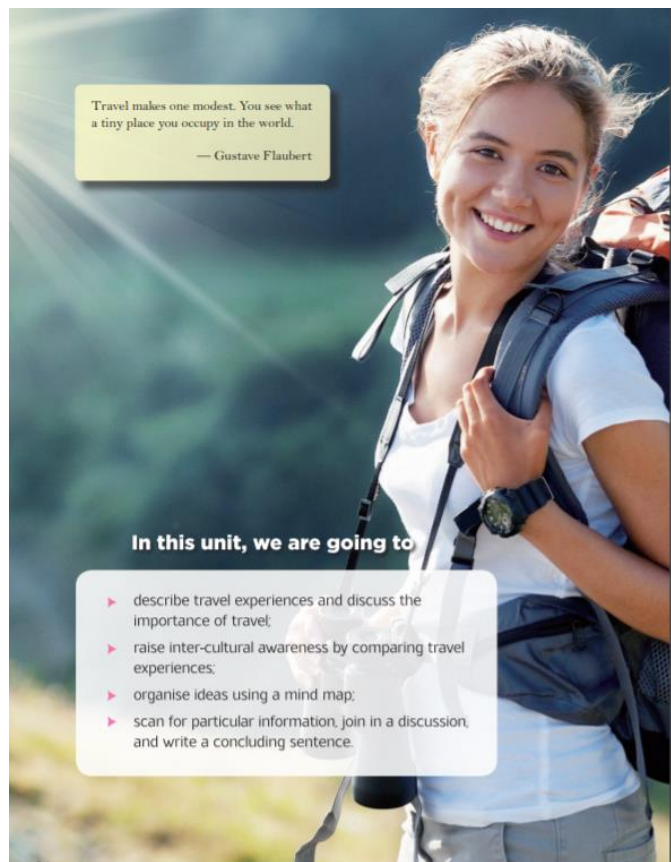
Travel

授课教师：陈晨

# 《高中英语》（上外版）

## 必修第一册第三单元

课时	授课内容
1	Getting Started/ Reading A/ Vocabulary Focus
2	Reading A/ Vocabulary Focus
3	Reading A/ Grammar in Use
4	Listening and Viewing
5	Moving Forward
6	Reading B/ Culture Link/ Critical Thinking
7	Further Exploration/ Self-assessment



## 学习目标 Learning Objectives:

At the end of the lesson, you will be able to ...

1. 抓住听力材料和视频的主要信息，并能借助图片和思维导图复述内容  
catch the main ideas and key facts in the listening and viewing activities  
and retell them with the help of the pictures and the mind map;
2. 分享和比较旅行不同阶段的经历;  
share and compare travelling experiences in different stages;
3. 了解旅行的重要意义，并结合自身的经验加深对其意义的理解。  
recognize the importance of travelling and deepen your understanding in  
connection with your own experiences.



# Group work:

- What is the girl doing? What is the situation?
- When does it happen, before, during, or after the travel?
- How does the girl feel?
- Is there anything interesting you would like to share about the picture?







**book (v.)** to arrange to have or use something on a particular date in the future; to buy a ticket in advance



**carry-on luggage:** small bags that you can keep with you on an aircraft



**souvenir (n.):** a thing that you buy and/or keep to remind yourself of a place, an occasion or a holiday



# Listen for the first time

Note-taking questions:

Who are the two speakers?

Where does the dialogue take place?

What is the focus of the dialogue?

II. Listen to three conversations. Match them to the corresponding situations.

A. Conversation 1

B. Conversation 2

C. Conversation 3

1. Buying souvenirs

2. Booking airline tickets

3. Making vacation plans

4. Checking in at a hotel

5. Enquiring about luggage regulations







**Situation 1** Tina is planning to go on **1** vacation but she has not decided where she is going. She would like to go somewhere with a nice **2** climate. The whole travel cost is **3** 3,000 pounds.



## Situation 2

Tina is 4 getting packed for her holiday now. She needs some information about the luggage regulations. The 5 airline allows only one carry-on item for free and charge a fee for 6 extra bags. Therefore, she shouldn't take anything that she doesn't really need.





### Situation 3

Tina is at the souvenir stand looking for some gifts for 7 her cousins. Her friend thinks things are a bit 8 expensive here and suggests that they walk to other places to see what the prices are like there.



# Any other preparations to make?

Book the airline tickets and the hotels.

Decide on the destination and time.

Make a detailed travel plan.

Start out.

Start packing two days before leaving.

Check the information about the destination.



1. Decide on the destination and time.
2. Book the airline tickets and the hotels.
3. Check the information about the destination.
4. Make a detailed travel plan.
5. Start packing two days before leaving.
6. Start out.





# Start the journey!

1. Where did Tina go?
2. How many different means of transportation did she take?





# A Smart Man's Words

A smart man once told me that you should experience life to the fullest when you are young, so you have 1 stories to tell when you are old. Is there a better way to create 2 memories than by travelling, or by seeing the 3 incredible beauty this world has to offer, or by witnessing what human beings have been able to 4 build over the centuries? Never was I able to see life's beauty as clearly as when I travelled. Being away from home just 5 opens your eyes. It also opens your heart, and makes you 6 realise how blessed, how endlessly blessed you are for being given the gift of life.



**incredible** adj. (informal) : extremely good or large

**blessed** (adj. ): to describe something that you think is wonderful and that you are thankful for or relieved about

**endlessly** (adv. ): in a way that is endless or never finishing





**Relaxing and refreshing**



**Enjoying different tastes**



**Having an adventure**



**Expanding your perspective**




**Building and strengthening relationships**



# Assignments



Finish the listening exercise on your workbooks.



Record a one-minute video on the topic “What travel means to me”. Choose only one aspect to explore. Your travel pictures are more than welcome.





Thank you!