




上海市英语教育教学研究基地

Shanghai Center for Research in English Language Education




# 《高中英语》（上外版）

## 1CU1 Moving Forward

主讲人：贾若男

# 《高中英语》（上外版）

## 必修第一册第一单元



课时	授课内容
1	Getting Started/ Reading A
2	Reading A/ Vocabulary Focus
3	Reading A/ Grammar in Use
4	Listening and Viewing
5	Moving Forward
6	Reading B
7	Critical Thinking/Further Exploration/ Self-assessment



# Objectives



*By the end of this class, you will be able to...*



- Describe a success story briefly with a clear thesis.

---
- Figure out reasons for the success experience with proper supporting details.

---
- Learn to use expressions for cause and effect patterns

---
- Complete the writing task following the process of outlining, free writing, formal writing, peer-assessment and self-assessment.

---



# Stay Hungry, Stay Foolish



<b>Stories</b>	<b>Factors</b>
<b>Connecting the dots</b>	Belief in the connection of the past and the future of one's life.
<b>Love and Loss</b>	Love and enthusiasm for one's work/ The determination of fighting for the work one loves.
<b>Death</b>	The awareness of the importance of time and life.



# Story 1

You have to trust that the dots will somehow connect in your future.

Thesis

Reed College, take a calligraphy class  
Without hope of practical application  
10 years later, first computer with beautiful typography

Story

**Connecting the dots**

Topic

**Jobs**

**Love and  
loss**

**Death**



## Story 2

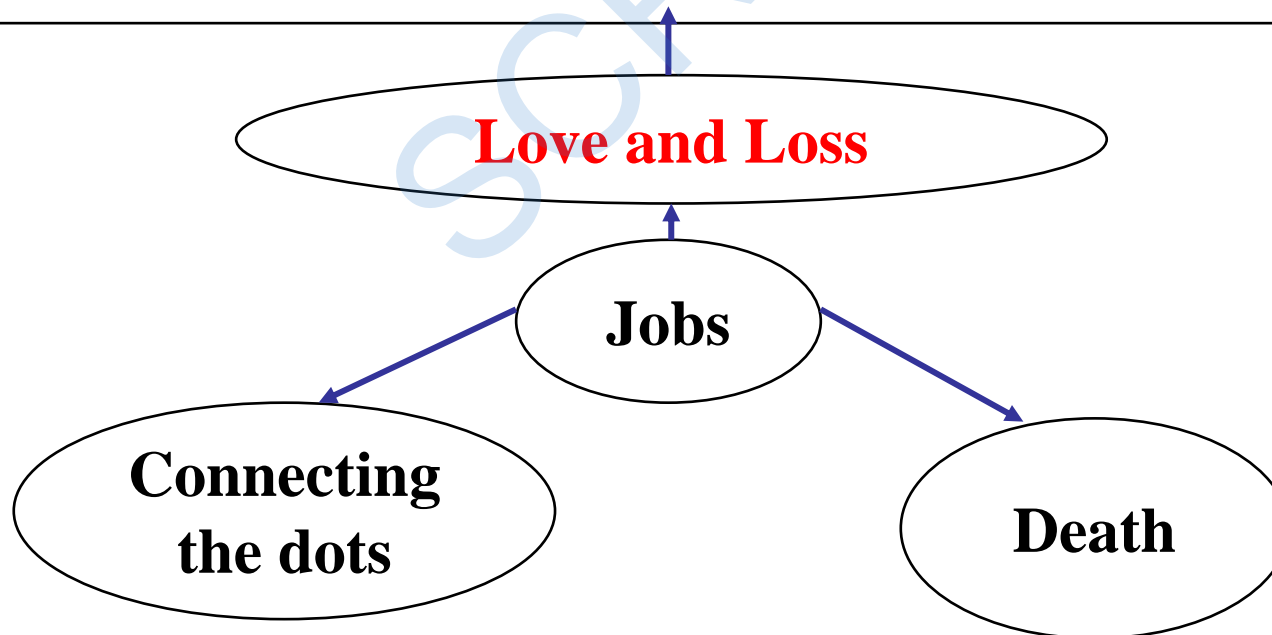


Keep looking for what you love and fight for the work you love

Thesis

At 20, Started Apple in garage  
At 30, got fired  
Start a new company, NeXT  
Apple brought NeXT; Returned to Apple

Story



Topic



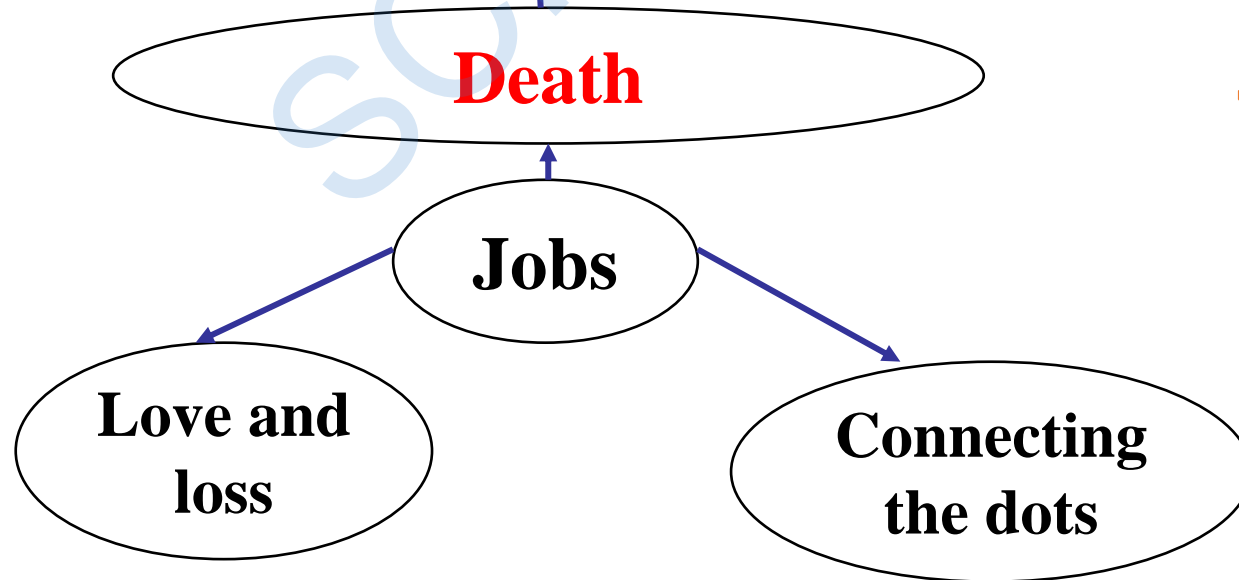
## Story 3

Your time is limited, so don't waste it living someone else's life.

Thesis

At 17, read the quote.  
A year ago, diagnosed with cancer.  
Had a surgery.  
Be fine now.

Story



Topic

## **Writing Task**

### **Sharing Your Own Secrets to Success**

We'll hold a class meeting on “My Secrets to Success” this week. You are expected to share your own secrets to success in a certain field. You may first introduce the achievement that you have made and then explain the reasons behind it.





# Step 1 Draw up an outline

Topic:

What is the story about?



Succeed in giving a public speech

Thesis:

Why do I want to tell this story?



Interest and support from teachers are very important.

Story:

When? Where? What?



Last month  
A speech contest  
Get the first place after sound preparation



## Step 2 Free Writing



**Reason**

**Supporting details**

SCRELE



## Step 2 Free Writing



### Interest

When I was very young, I watched a competition in CCTV 9. I **was so fascinated** by the talents of the contestants that I was **determined to be** one of them in the future. Since then, I have **seen lots of videos** and **read lots of books** on public speech, which laid a solid foundation for my ability in English speech.



## Step 3 Formal writing



- 1) Organize the content in free writing in a coherent way with transitional words and phrases between sentences and paragraphs.
- 2) Polish the expressions with accurate words, varied sentence patterns and specific details



## **Make expressions specific**



### **Support from teacher**

Because I didn't have much experience of giving public speech, I didn't dare to take part in the competition. But my English teacher believed me, encouraged me and helped me. Eventually, I got better in public speech.



## Make expressions specific

### Support from teacher

Because I didn't have much experience of giving public speech, I didn't dare to take part in the competition. But my English teacher **believed me, encouraged me and helped me**. Eventually, I got **better** in public speech.



## Make expressions specific

I was shy and lacked confidence, so I was never courageous enough to step onto the stage to give a public speech. Luckily, my English teacher was very patient and supportive. She believed **my pronunciation and communicative skills were strong** enough to make me stand out, and she **gave me the opportunities to organize class meetings and asked me to answer questions** in classes as well as **giving professional guidance** in giving public speech. Gradually, I found I was **not so timid** to speak in front of the audience, and the **positive comments** from my teacher also made me **believe I was gifted** for public speech.

**Example + Adj. +V.**



## Write Coherently



Dear classmates, **Salutation**

It is my great honor to share a success I have achieved recently. ...[When/ Where/ What]

**Briefly introduce the topic**

Dear classmates,

It is my great honor to share my experience of winning the first place in the English speech contest last week.





## Write Coherently



### **Provide reasons one by one with supporting details**

There are several reasons/ factors/ causes for .....

The first is.../ First of all,... play an important role in my success. / One important reason is .../ First and foremost..

Another possible reason is ...../Besides/ Furthermore/

What' s more,...should never be neglected/...is the last thing that should be neglected.



## Write Coherently



**Provide reasons one by one with supporting details**

**There are several reasons for this achievement. First of all,** I want to say, interest is the best teacher. When watching a competition in CCTV 9 at a young age, I was **so fascinated by** the talents of the contestants that I **was determined to** be one of them in the future. Since then, I have **seen lots of videos** and **read lots of books** on public speech, which laid a solid foundation for my ability in English speech.



## Write Coherently



### Provide reasons one by one with supporting details

**Despite** the great passion in my inner heart, I was shy and lacked confidence, so I was never courageous enough to step onto the stage to give a public speech. **Luckily, my English teacher was very patient and supportive.** She believed my **pronunciation and communicative skills were strong** enough to make me stand out, and she **gave me the opportunities to organize class meetings** and **asked me to answer questions** in classes **as well as providing professional guidance** in giving public speech. **Gradually,** I found I was **not so timid** to speak in front of the audience, and the **positive comments** from my teacher also made me believe I was gifted for public speech.



## Write Coherently



**Summarize the reasons mentioned above**

Due to these reasons,...../ From this experience, I realize...../ Although the process is tough, ....

**Even though** the process of **challenging ourselves** is tough, we can gain unexpected growth and development and bring out the best in us. **Also** we should **be grateful to people who believe in us, encourage us, and support us**. Without them, we can never be who we are now.



# Peer Evaluation



Unity	Does the essay have a clearly stated thesis, including a dominant impression?	
	Have I eliminated or rewritten irrelevant material?	
Support	Have I backed up each main point with one extended example or several shorter examples?	
	Do I have enough detailed support?	
	Are the details relevant and strong enough to support the thesis?	
Coherence	Have I used transitional words to help readers follow my train of thought?	
	Do I have a concluding paragraph that provides a summary, a final thought, or both?	
Sentence Skills	Have I used a consistent point of view throughout my essay?	
	Have I used specific rather than general words?	
	Have I avoided wordiness and used concise wording?	
	Are my sentences varied? What sentence patterns have I used?	



## Assignments

1. Revise your composition according to the checklist provided on the worksheet as well as the advice from your partner.

2. Be prepared to give a speech in front of the class on the topic ‘My Secret to Success’ in the next class.





## Assignments

Here are a few tips for your talk:

- 1) Greet your audience briefly to start with the talk.
- 2) Briefly introduce the achievement you have made.
- 3) Explain how you made the achievement.
- 4) End your talk with a summary or anything that helps to leave an impression on the audience.
- 5) Remember to speak using a combination of slow, fast and medium speeds to make your talk more effective.



and medium speeds to make your talk more effective.

5) Remember to speak using a combination of slow, fast