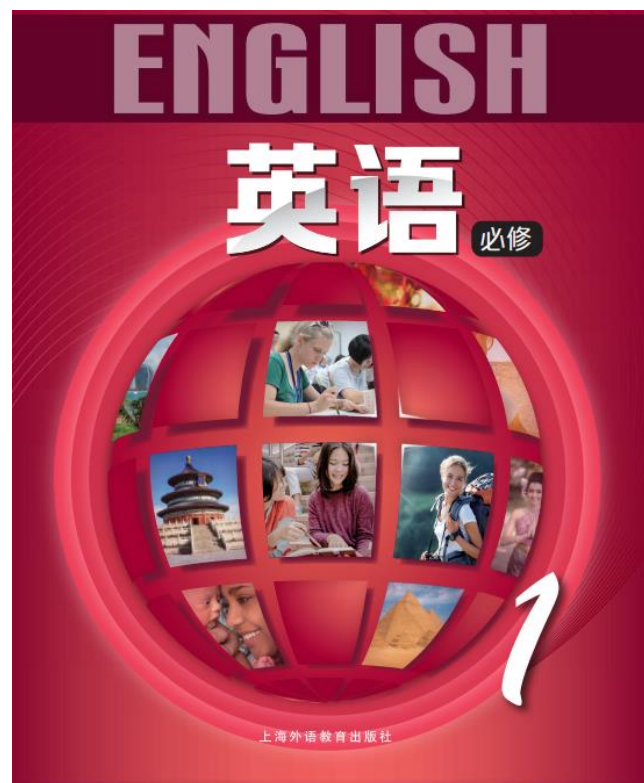




上海市英语教育教学研究基地  
Shanghai Center for Research in English Language Education



# 《高中英语》（上外版）

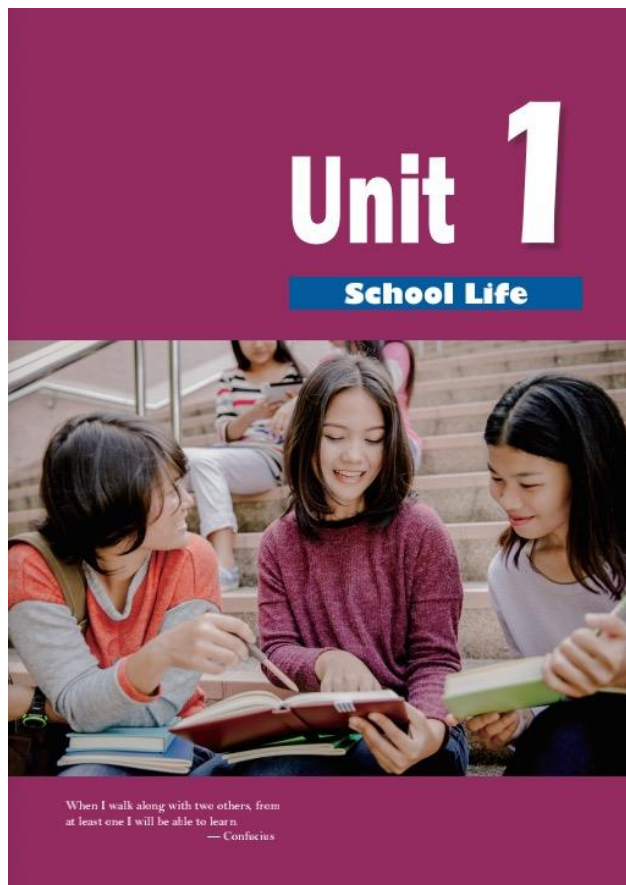
必修第一册第一单元

School Life

授课教师：陆旖颀

# 《高中英语》（上外版）

## 必修第一册第一单元



课时	授课内容
1	Getting Started/ Reading A
2	Reading A/ Vocabulary Focus
3	Reading A/ Grammar in Use
4	Listening and Viewing
5	Moving Forward
6	Reading B/ Critical Thinking
7	Further Exploration/ Self-assessment

## 学习目标 **Learning Objectives:**

**At the end of the lesson, you will be able to ...**

1. 能在语境中掌握不同时态的意义、形式与作用;  
grasp the use, meaning and form of different tenses in context;

2. 能运用正确的时态, 给朋友吉姆回信, 描述自己的校园生活。  
use different tenses properly to describe one's school life by writing an e-mail to Jim.

## *A letter from Jim*

I am now going to start my new life in a senior high school.

I remember at the beginning of my junior high school life, I wanted everyone to like me and be **1** \_\_\_\_\_ (friend) to me. I had a lot of **2** \_\_\_\_\_ (difficult) catching up with my classmates. The following year was **3** \_\_\_\_\_ (definite) a problem year. I tried hard to build **4** \_\_\_\_\_ (friend) but didn't always succeed. Some subjects were **5** \_\_\_\_\_ (real) hard for me, especially physics. Every time I did experiments, I felt worried and **6** \_\_\_\_\_ (nerve). Both internal and external factors influenced my feelings.

The third year was fruitful for me. I became more **7** \_\_\_\_\_ (confidence) as I made great progress in physics. I got on well with my classmates. Many of them have now become my good friends.

Nothing is ever as bad as it seemed. The most **8** \_\_\_\_\_ (value) thing I have learned is that life will go on and efforts will pay off.

simple future tense

simple past tense

simple past tense  
present perfect tense

simple present tense  
present perfect tense  
present future tense

*Write a letter of reply about your school life as his friend.*



**Q1: What can be included in this letter?**

**Q2: What tenses can be used in this letter?**

- **simple past tense**
- **simple present tense**
- **present perfect tense**
- **...**
- **simple future tense**
- **...**

*Read the passage and tell what tenses are used in the underlined parts and why.*

1. *On the first day of September, Anne came home in high spirits.*
2. *“I think I’m going to like school here,” She announced.*
3. *“I don’t think much of the master, though.”*
4. *“He ’s curling his moustache all the time ...”*
5. *“Anne Shirley, don’t let me hear you talking about your teacher in that way again,” said Marilla sharply.*
6. *“That is something I won’t tolerate. I ’m sure he can teach YOU something, and it ’s your business to learn.”*

1. simple past

2. simple present  
simple future  
simple past

3. simple present

4. present continuous

5. simple present  
simple past

6. simple present

*Match each tense to its function and its corresponding time signals.*

## Functions

A. For actions that happened in a definite time in the past.
B. For actions that happen regularly, or for permanent actions.
C. For something that is happening at the moment of speaking or for a limited time in the present.
D. For an intention or a plan, a prediction, or an action in the future.

## Time signals

every day, always, usually, often, sometimes
tomorrow, next day, soon, in a few minutes ...
at this time, now ...
just now, yesterday, last week, two weeks ago ...

1. simple past tense

2. simple future tense

3. present continuous  
tense

4. simple present  
tense

Q1: What did you expect about the senior high school?

Q2: Is your life now the same as you expected?

Q3: What are you going to do in the days to come?



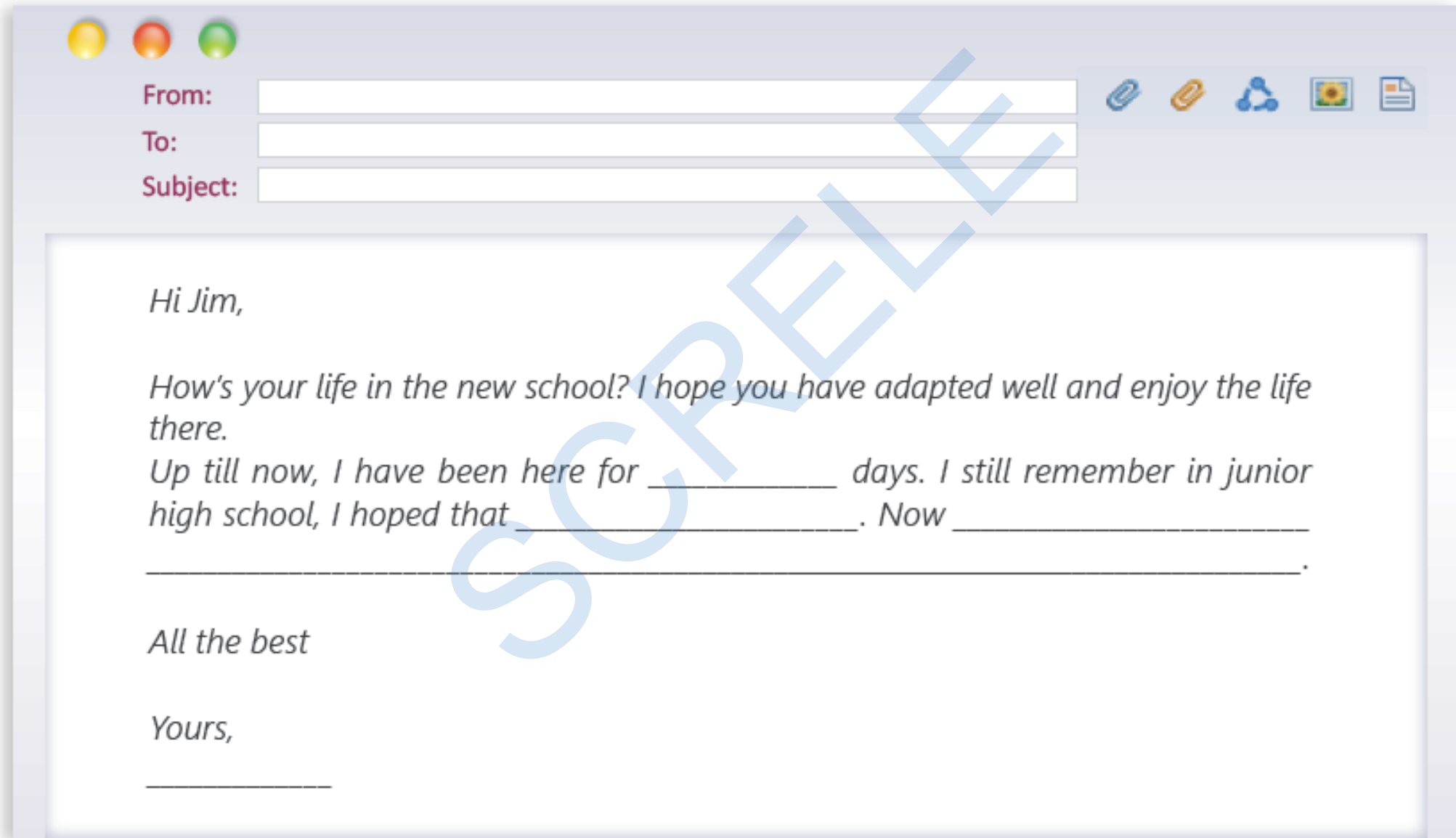
## activities

Sample:

- I hoped that I could do more experiments.
- Now I am a member of the science club.
- I expect that I will take part in a certain experimental activity.



***Write an e-mail to your friend Jim about your school life based on the above discussion.***



The image shows a screenshot of an email composition window. At the top left are three colored window control buttons (yellow, orange, green). Below them are labels for 'From:', 'To:', and 'Subject:' followed by empty text input fields. To the right of these fields is a toolbar with icons for attaching files, inserting a link, inserting a picture, and inserting a document. The main body of the email contains the following text:

Hi Jim,

How's your life in the new school? I hope you have adapted well and enjoy the life there.

Up till now, I have been here for \_\_\_\_\_ days. I still remember in junior high school, I hoped that \_\_\_\_\_. Now \_\_\_\_\_.

\_\_\_\_\_.

All the best

Yours,

\_\_\_\_\_

A large, light blue 'DRAFT' watermark is oriented diagonally across the center of the email body.

**Write an e-mail to your friend Jim about your school life based on the above discussion.**

• **Sample letter:**

From:

To:

Subject:

Hi Jim,

How's your life in the new school? I hope you have adapted well and enjoy the life there.

Up till now, I have been here for 5 days. I still remember in junior high school, I hoped that I could do more experiments. Now I am a member of the science club. It is said that every Friday, our club will organize a certain experimental activity. I am looking forward to the exciting moment.

All the best

Yours,

Tom

☐ future in the past

☐ simple present tense

☐ simple future tense

☐ present continuous tense

*Did your writing meet all these requirements?*

## Content

- ☐ *past experiences*
- ☐ *new experiences*
- ☐ *expectations*

## Tense

- ☐ **future in the past tense**
- ☐ **simple present tense**
- ☐ **simple future tense**
- ☐ ...

# *Assignments*

*1. Polish your letter of reply to Jim.*

*2. Complete the exercise in the workbook (p2).*



Thank you!