

# 《高中英语》（上外版）

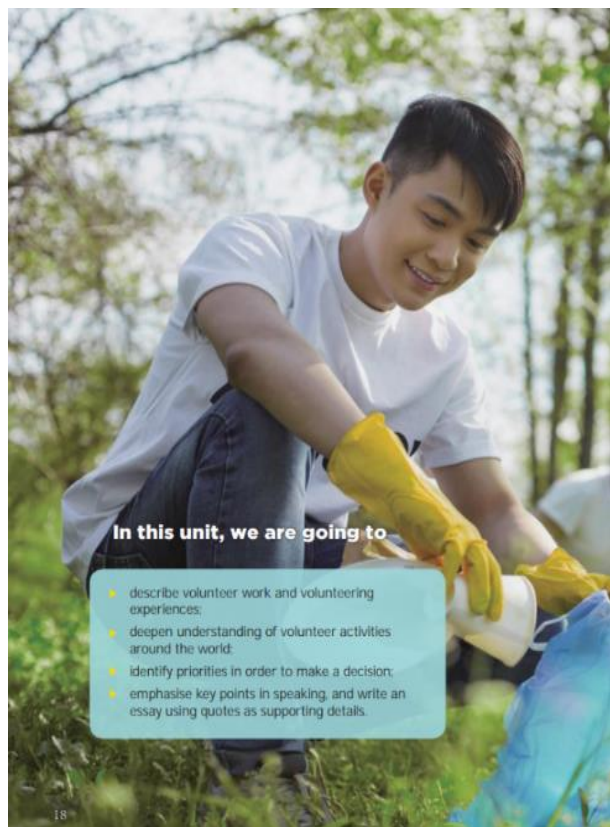
选择性必修第一册第二单元

## Volunteering

授课教师：陈怡昉

# 《高中英语》（上外版）

## 选择性必修第一册第二单元



课时	授课内容
1	Getting Started/ Reading A
1	Reading A/ Vocabulary Focus
1	Reading A/ Grammar in Use
1.5	Listening, Viewing and Speaking
1	Reading B
0.5	Critical Thinking
1	Writing
1	Further Exploration/ Self-assessment

# 学习目标 Learning Objectives:

**At the end of the lesson, you will be able to ...**

1.能听懂语篇的主要内容和细节信息;

Understand the main idea and details of the listening;

2.能借助电影画面细节推断说话人的意图和态度;

Infer the intention and attitude of the speakers from the details in the film clip;

3.能理解问卷调查的基本步骤, 使用“强调要点”的演讲策略陈述调研结果;

Understand the basic steps of the survey and present the findings by using the “Emphasizing Key Points” speaking strategy.

4.能理解志愿活动的积极意义, 提升协作互助意识。

Understand the positive aspects of volunteering and enhance the sense of cooperation.



## READING A

**How does volunteering that you've participated in benefit you?**  
? How do you benefit from the experience of volunteering and making a difference to others and yourself.



## Benefits of Volunteering

developing a positive attitude towards life

providing an opportunity to give back to society and find your life purpose

helping reduce pressure by doing physical activities

building up self-esteem by taking challenges and picking up new skills



## Benefits of Volunteering

developing a positive attitude towards life

providing an opportunity to give back to society and find your life purpose

helping reduce pressure by doing physical activities

building up self-esteem by taking challenges and picking up new skills

## Challenges of Volunteering

lacking time/having full schedule

running the risk of getting too involved (feeling sorry or anxious for those you're trying to help)

feeling frustrated when others don't understand you



**What are the two main health benefits of volunteering?**

*Signal words:*

**besides, in addition, as well**



**What are the two main health benefits of volunteering?**

**Living longer**  
**Having better mental health**





**How did you grasp the second benefit?**

**“Well there’s much clearer evidence **as well** that people who volunteer have better mental health.”**



It is important to do volunteer work that is something (1) *you enjoy* and means something to you.

It won't help if the work is a(n) (2) *burden* to you.

Very low levels of volunteering or (3) *irregular* volunteering probably won't benefit your health.

According to Sue

porch  
yard  
badge



Match the word with the picture !

Film clip



**What is their relationship?**

Grandpa and grandson.

The boy is reading a book for the old man.





**What is their relationship?**

Neighbors.

They are discussing something.



**What is their relationship?**

Strangers.

The old man seems to be surprised when he sees the boy.



# Volunteer Profile

porch

yard

badge

**Name**

Russell

**Volunteer type**

A Wilderness (1) \_\_\_\_\_

**The volunteer work  
he offers**

He offers to help Carl to (2) \_\_\_\_\_  
\_\_\_\_\_.

**Why he offers help to Carl**

Carl is an elderly man and probably needs some help.

**What badge he needs**

(3) \_\_\_\_\_.

**Why he needs the badge**

He wants to (4) \_\_\_\_\_  
and attend a ceremony so that his dad will pin on his  
badge.

**What is the relationship between the old man and the boy?**

Strangers



# Volunteer Profile

<b>Name</b>	Russell
<b>Volunteer type</b>	A Wilderness (1) _____
<b>The volunteer work he offers</b>	He offers to help Carl to (2) _____ _____.
<b>Why he offers help to Carl</b>	Carl is an elderly man and probably needs some help.
<b>What badge he needs</b>	(3) _____.
<b>Why he needs the badge</b>	He wants to (4) _____ and attend a ceremony so that his dad will pin on his badge.





**snipe**



**Why didn't Carl accept the help  
Russell offered at first?**



**What lesson can you draw from  
Russell's volunteering story?**





**Do you think that the help Russell offers is totally meaningless?**







What impressed you most about  
the little boy in the film clip ?





What impressed you most about the little boy in the film clip ?





What impressed you most about the little boy in the film clip ?



**determined**



**persistent**



**devoted**



**enthusiastic**





# Conduct a mini-survey about volunteering in class and then report your findings



Analyzing

1



Preparing

2



Publishing

3



Conducting

4



# Basic Steps of Conducting a Survey



**1**



**2**



**3**



**4**



# Basic Steps of Conducting a Survey



## Preparing

Design the questions of the survey according to the actual situation of the class.

1

## Conducting

Each member asks at least one classmate outside their group some questions about volunteer work and takes notes down in the table.

2

## Analyzing

Share with your group members and work together to find out why and how people volunteer.

3

## Publishing

Select a group member to report your findings in class .

4





# Designing Questions



Questions		Classmate 1	Classmate 2	classmate 3
1	<i>Do you know anyone who is as passionate and committed as Russell? If yes, who are they and where and why did they volunteer?</i>			
2	<i>Would you like to work as a volunteer in the same way? Why or why not?</i>			
3	<i>Can you think of some other ways to help people in need? What are they?</i>			



# Analyzing the Survey Results

Useful Expressions	Giving Reasons	Giving Examples
<i>Owing to..., people volunteer...</i> <i>The reason for volunteering is that...</i> <i>That is why people volunteer...</i> <i>Most people volunteer on account of ...</i>		<i>That reminds me of ...</i> <i>Take...for instance...</i> <i>What's more,...</i> <i>Take the case of...</i>





Share your notes in the group and work together to find out why and how people volunteer





# Analyzing the Survey Results

## Speaking Strategy

## Example

*On behalf of my group, I would like to share the survey findings. The majority of respondents say that they are willing to participate in volunteer work. **The reason for their volunteering is that** volunteering brings them happiness and a sense of purpose. What's more, volunteering helps build up self-confidence and in some cases acquire useful skills. **That's why** most people volunteer. **As for** how people volunteer, people usually use what they are good at to help others. **Take the case of** Jenny, she is good at drawing and she teaches drawing lessons at a nearby orphanage. **Take Linda for instance**, she loves jogging and took up plogging two years ago like me.*





# Emphasize Key Points during Presentation

## Speaking Strategy

## Emphasizing key points

1. Say “it’s important to note that...”, “I should stress that...” before you raise the point.
2. Use repetition to get the point across.
3. Speak more slowly and emphasize key words.
4. Make eye contact with your audience.



# Emphasize Key Points during Presentation

## Speaking Strategy

## Example

【strategy 1:phrases】

**It is important to notice that...**

【strategy 2:repetition】

【strategy 3:speak slowly】

*On behalf of my group, I would like to share the survey findings. The majority of respondents say that they are willing to participate in volunteer work. **The reason for their volunteering is that** volunteering brings them happiness and **a sense of purpose**. **What's more**, volunteering helps build up self-confidence and in some cases acquire useful skills. **That's why** most people volunteer. **As for** how people volunteer, people usually use what they are good at to help others. **Take the case of** Jenny, she is good at drawing and she teaches drawing lessons at a nearby orphanage. **Take Linda for instance**, she loves jogging and took up plogging two years ago like me.*

【strategy 4:eye contact】



# When making a Presentation

*Hello, my name  
is.... Today I feel  
honored to....*



1. Do you have any advice for Russell to help him complete his next volunteer project? Write down your advice.
2. According to your survey results, write a summary of why and how people in your class volunteer in no more than 60 words.



Thank you!