



Unit 4

Protecting the Environment

Having seen the world from the air, I stand through the mountains and the forests, and the things that are the growth of a life by things.

— Confucius

Getting Started

Look at the picture on the left and answer the questions.

1. What is the possible relationship between the two pictures?
2. What might have happened from each other?
3. What could humans do to help solve their problem?

《高中英语》（上外版）

选择性必修第三册第四单元

Protecting the Environment

授课教师：上海市崇明中学 施冰清

《高中英语》（上外版）

选择性必修第三册第四单元



Unit 4

Protecting the Environment

Having done everything I could, I stood through the rain and saw seawater into the ground, a little by little.

— Confucius

Getting Started

Look at the picture on the left and answer the questions.

1. What is the possible relationship between the two polar bears?
2. What might have separated them from each other?
3. What could humans do to help solve their problem?

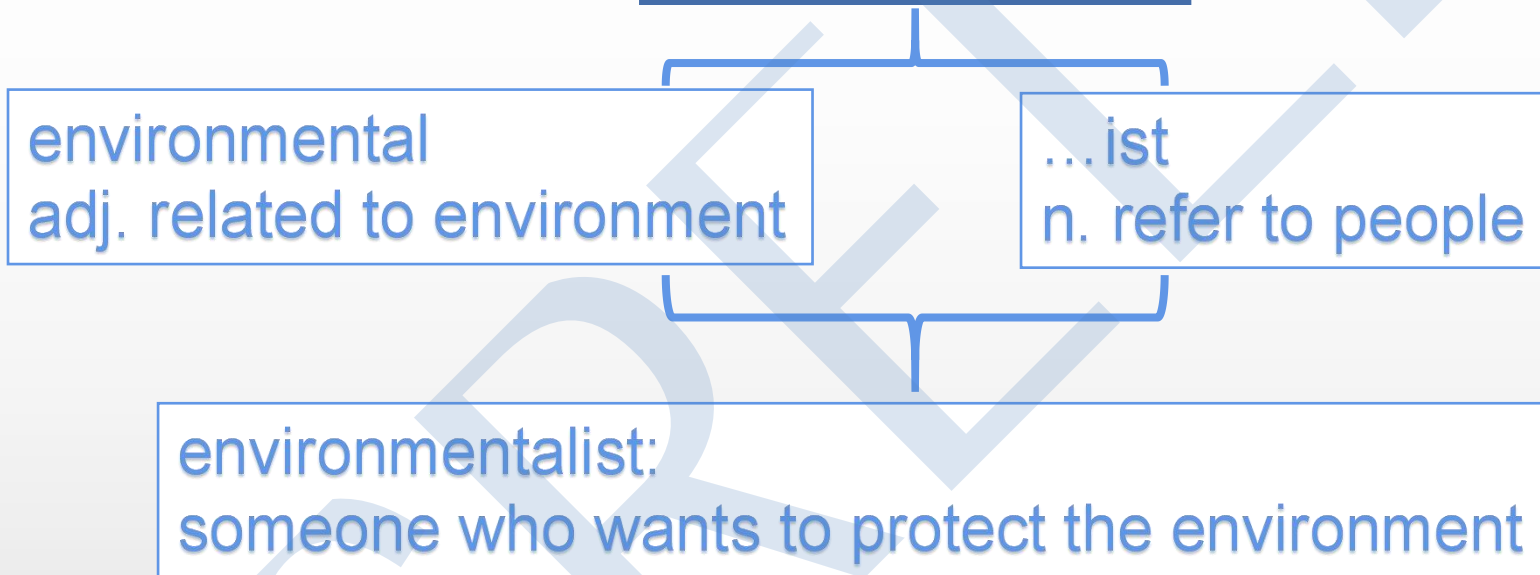
课时	授课内容
1	Getting Started/ Reading A
2	Reading A/ Vocabulary Focus
3	Reading A/ Grammar in Use
4	Listening, Viewing and Speaking
5	Reading B
6	Critical Thinking
7	Writing
8	Further Exploration/ Self-assessment

学习目标 Learning Objectives:

At the end of the lesson, you will be able to ...

1. 能通过听取主要内容和细节，了解雨林对于环境的重要性；
learn about the importance of the rainforest to the environment by listening for main contents and details;
2. 能通过观看视频，获取要点，了解人人都可做些事情拯救世界这一理念及其实施方法；
learn about the idea that everyone can make a difference to save the world and what we can do by viewing the video and discussing the main points;
3. 能知道什么是碳足迹，并能使用恰当的语言表达态度和观点，对如何减少碳足迹给出建议。
learn about the definition of carbon footprint and give suggestions on how to reduce carbon footprint by using appropriate vocabulary.

I. Interview with a Young Environmentalist (Interview)



Prediction: What may be talked about in the interview?



Listen to the interview for the first time and choose the best answer.

What are they mainly talking about in the interview?

A. The significance of setting up non-profit organisations.

B. The importance of rainforests to the earth.

C. The beauty of a country -- Costa Rica.

D. The volunteers and their honourable task.

importance

without the aim of making a profit

Fill in the blanks and check the answer.

- The **number** of volunteers in the organisation:

1. 52 at least.

- The **name** of the non-profit organisation:

2. Kids Saving the Rainforest in Costa Rica.

- The **reason** for their decision to save the rainforest:

3.1 They saw people cutting down the trees around them.

3.2 The trees help the earth breathe and stay healthy.

- **What Janine has learned** in the work:

4. They have the power to change the world and make it a better place.

What Janine has learned in the work:

They have the power to change the world and make it a better place.

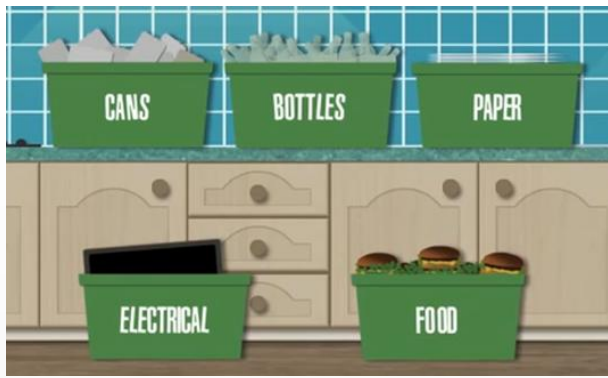
Brainstorm:

What else can we do to make the world a better place?

II. Saving the World (Vodcast)


Read the title, watch the video clip in silent mode and guess what it is about.

1. What have you seen from the video?
2. What is it mainly about?



bin: a container that you put waste in


recycle cans, bottles, paper,
electrical goods, and food



plant a tree
grow your own vegetables



hang the clothes out to dry





tell others to unplug the
electrical device

unplug:
remove the plug

Watch the entire video for the first time and answer the questions.

1. What is the main idea of the video?

We can do different things to save the world.

2. What is the speaker's attitude towards saving the world: optimistic , pessimistic  or neutral  ?

Optimistic.


3. Which of the following is/are mentioned in the video?
- A. The possible consequences of climate change.
 - B. The specific causes of climate change and the results.
 - C. The possibility of saving the world when people work together.
 - D. The reuse of many things in making other products.

3. Which of the following is/are mentioned in the video?

A. The possible consequences of climate change.

C. The possibility of saving the world when people work together.

D. The reuse of many things in making other products.



Watch the video again and fill in the blanks.

You can 1 recycle many items in your home.

Don't 2 throw away cans, bottles, even electrical goods.

HOW TO
REDUCE THE
AMOUNT OF
WASTE?

Make sure you 3 use a recycle bin every time.

- Do you know about other ways to reduce the amount of waste?

III. Giving a presentation on how to reduce carbon footprint

Read “Culture Link” and answer the following questions

“Footprint” is a metaphor(比喻) for the total impact that something has. And “carbon” simply refers to all the different greenhouse gases that contribute to global warming. The term “carbon footprint,” therefore, is defined as a measure of the total amount of emissions(排放) of greenhouse gases directly and indirectly caused by human activities. Your carbon footprint is a mark you leave upon the environment with every action that releases carbons. It is an indicator(指标) of unsustainable energy use.

1. What’s the definition of carbon footprint?
2. Can you give some examples of producing carbon footprint?

Brainstorm the ways to reduce carbon footprint.
Share the ideas in groups.

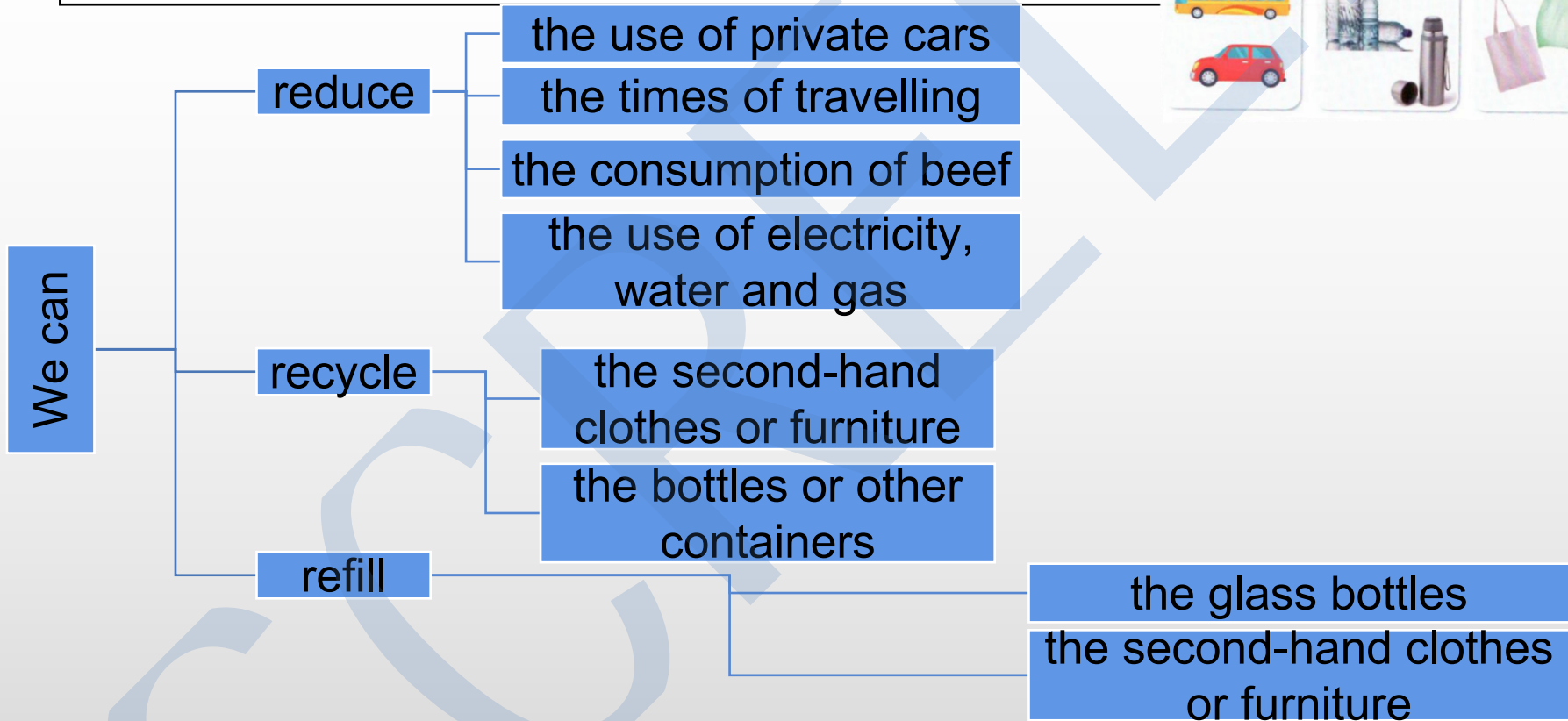


reduce

refill

recycle

Brainstorm the ways to reduce carbon footprint.
Share the ideas in groups.



Present your ideas in class with the help of the useful expressions below.

Your presentation may begin with:

Good morning, ... I'm pleased to make a speech about ...

Useful Words and Expressions

- I would like to talk about ... in terms of the following aspects.
- ... should be considered in terms of ...
- One good idea would be ...
- Don't you think it might be a good idea to ...?
- To be specific, you can achieve ... in the following ways.
- Prompt measures should be taken ...
- This goal cannot be achieved without ...
- garbage sorting
- green/clean energy
- public transport
- recycle
- local food
- shut off
- unplug electronics

Checklist

- ☐ Are the suggestions on how to reduce carbon footprint practical?
- ☐ Is the language of giving suggestions used properly?
- ☐ Is the presentation logical and attractive enough?

Presentation and comments

Notes: How to reduce carbon footprint

1. _____

2. _____

...

Checklist

- ☐ Are the suggestions on how to reduce carbon footprint practical?
- ☐ Is the language of giving suggestions used properly?
- ☐ Is the presentation logical and attractive enough?

Homework

1. Search for more information about how to reduce carbon footprint to save our world and polish the presentation in class.
2. Sort out the words and expressions related to environmental protection and write them down in your word bank.