

# 《高中英语》（上外版）

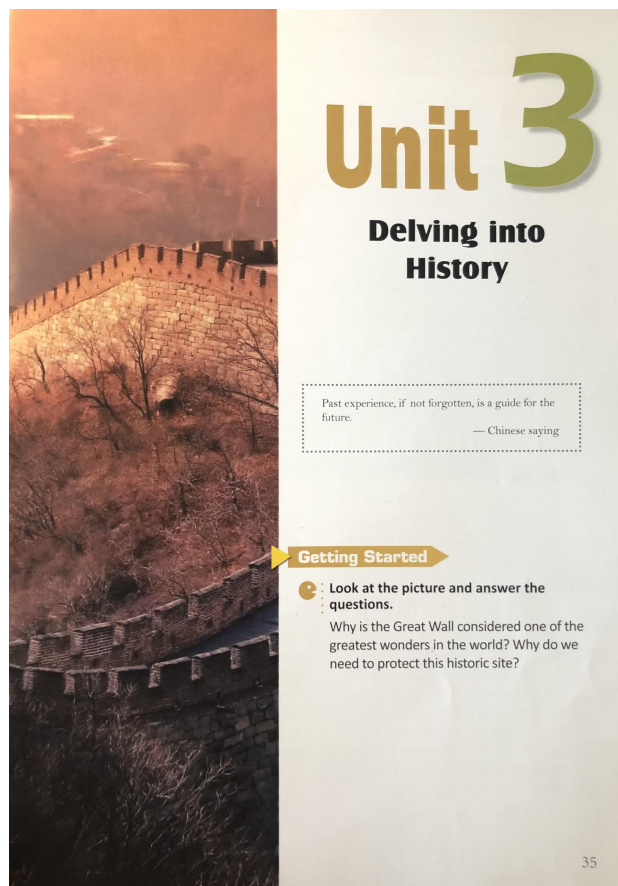
选择性必修第四册第三单元

## Delving into History

授课教师：上海浦东复旦附中分校袁李瑶

# 《高中英语》（上外版）

## 选择性必修第四册第三单元



课时	授课内容
1	Getting Started/ Reading A
1	Reading A/ Vocabulary Focus
1	Reading A/ Grammar in Use
1.5	Listening, Viewing and Speaking
1	Reading B
0.5	Critical Thinking
1	Writing
1	Further Exploration/ Self-assessment

# 学习目标 **Learning Objectives:**

**By the end of the lesson, you will be able to ...**

1. 能结合背景知识和视听信息进行预测与推断；  
make inferences based on their background knowledge and information in the listening and viewing materials;
2. 能通过比较实体和线上博物馆，归纳和罗列线上博物馆的优缺点；  
summarise and list the advantages and disadvantages of visiting online museums;
3. 能归纳介绍博物馆时的要点并根据重要性排序。  
conclude and rank the factors to be included when introducing museums to others.

# Part I: Listening

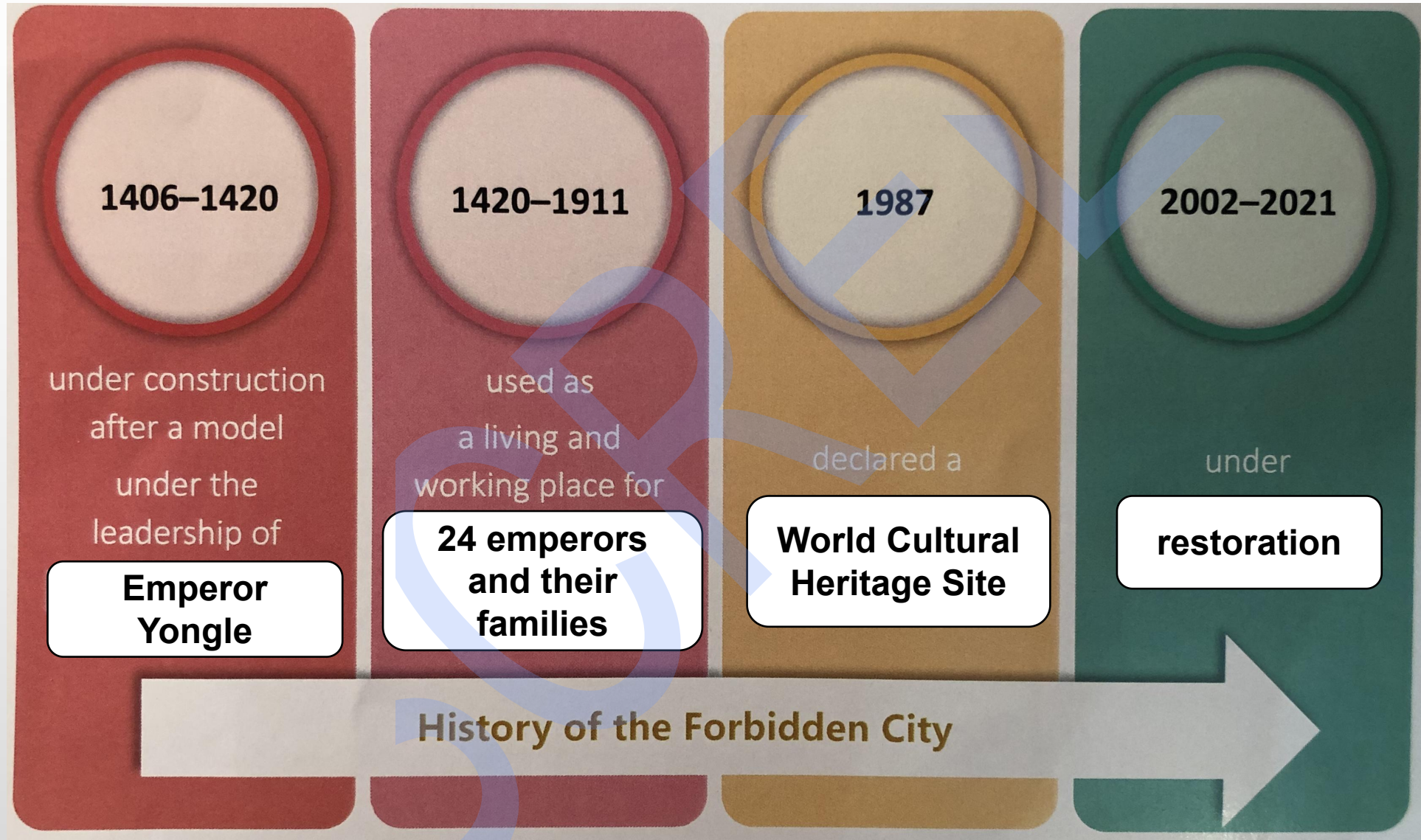
## 1. What do you know about the Forbidden City?

- ✓ located in Beijing;
- ✓ the Chinese imperial palace during the mid-Ming and the Qing Dynasties;
- ✓ listed by UNESCO as the largest collection of preserved ancient wooden structures in the world;
- ✓ Now named the Palace Museum.





**Listen and fill in each blank with no more than five words.**





## 2. What are the possible ways to visit the Forbidden City? Which way do you prefer? Why?



# Part II: Viewing

**What are the advantages and disadvantages of visiting online museums?**

## Advantages

- Convenient, not limited to time and space;
- Inexpensive, even free;
- ...

## Disadvantages

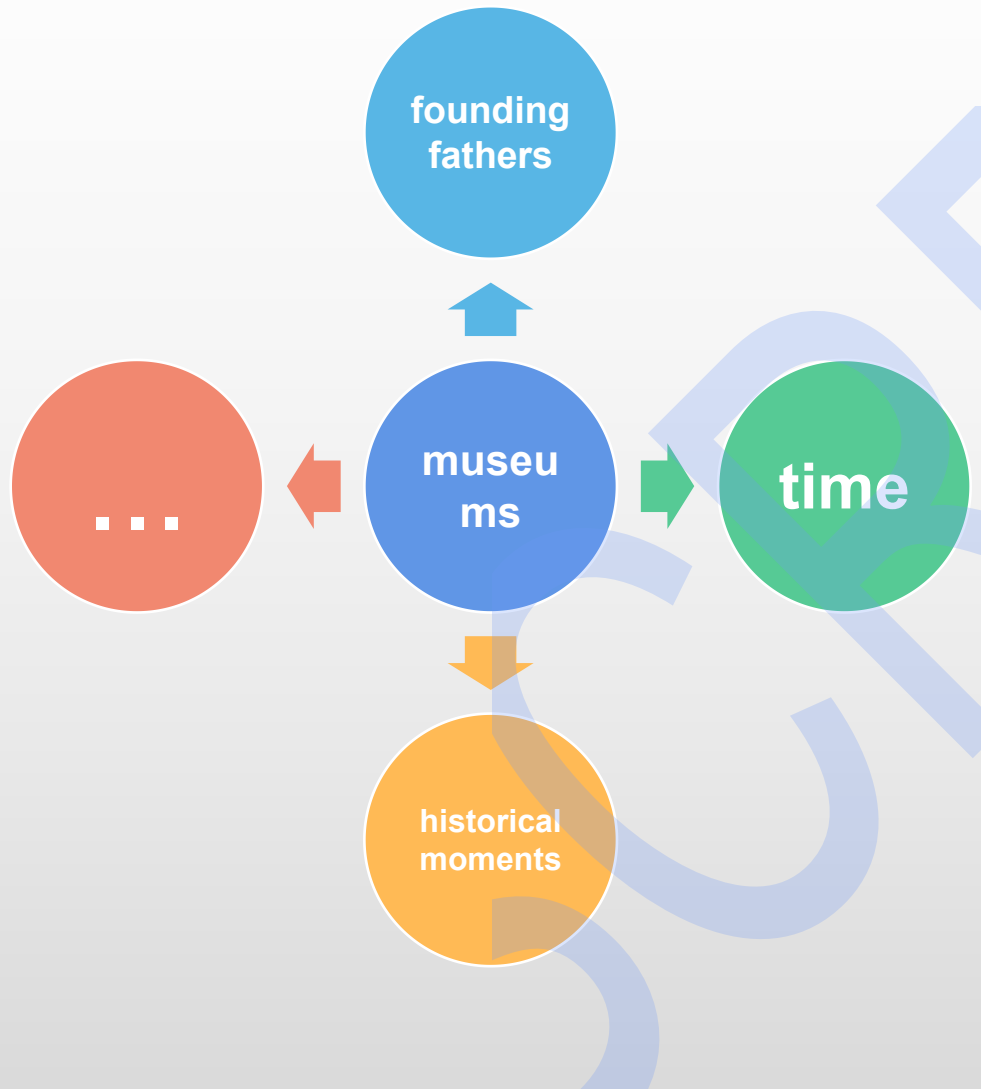
- Not impressive;
- Easily affected by the poor Internet connection;
- Visitors may be distracted by other apps in the cellphone or computer;
- ...

# An online museum of museums

1. The online museum is comprised of 17 museums across the world after 18 months' work.
2. The team launched the museum project because they wanted to make these museums accessible with technology.
3. If you are interested in one of the museums available you may click the name of the museum.
4. Gigapixel technology enables visitors to have a clear look at a(n) image and learn from artworks.



# Part III: Speaking



## Sequence:

1. time

2. founding fathers

3. historical moments

4. ...

Thank you!